


# Town of Canandaigua News

October 2018

[www.TownofCanandaigua.org](http://www.TownofCanandaigua.org)



## Local History Notes

The Town has been awarded a 2018 Preserve New York grant to help with the cost of a Reconnaissance Level Survey of historic properties within the Town. Over the next 9 months, the Town will work with Bero Architecture, PLLC, of Rochester, on the first phase of the survey. The goal of the project is to identify the properties and districts with particular significance in the Town's history, to help preserve our historic building stock and to increase public awareness of our rich local history.

Founded in 1791, the Town has a long and storied history. Originally it included what is now the City of Canandaigua. Virtually all sections of the Town have evidence of its distinguished past – farmhouses, barns, hamlets, rural schoolhouses,




Presentation of the Preserve NY Grant Award. From Left: Town Clerk, Jean Chrisman, Assemblyman Brian Kolb, Deputy Town Supervisor Tina Bloom, Town Historian Ray Henry, Local History Team Chair Saralinda Hooker, President Preservation League Jay DiLorenzo, NY State Senator Pam Helming, Town Staff Sarah Reynolds

cemeteries, religious and public buildings, cobblestone structures, and traditional camps and cottages. These

properties help give Canandaigua its special character. The survey will provide an overview of the Town's development up to the mid-20th century (Phase 1) and identify the properties that best illustrate the various themes and strands of our Town's history (Phase 2). With this information in hand, the Town will be better equipped to recognize, protect, preserve and celebrate our historic sites.

The Preserve New York Grant Program is a signature grant program of the New York State Council on the Arts (NYSCA) and the Preservation League of New York State. Preserve New York is made possible with the support of Governor Andrew Cuomo and the New York State Legislature.




Residence of Maj. Frank O. Chamberlain. From *1876 History of Ontario County*. This property is now the Canandaigua Yacht Club.



# Town of Canandaigua News

October 2018

www.TownofCanandaigua.org



## FROM THE DESK OF THE TOWN MANAGER

### Update on Town Supervisor and Operations of the Town of Canandaigua



As you are likely aware by now, Mr. Greg Westbrook resigned from his position as the Town Supervisor on September 7, 2018 to focus on professional responsibilities with his business. We wish former Supervisor Westbrook the best in his endeavors.

Some residents might wonder what happens with daily municipal operations in the absence of a Town Supervisor; how does the Town function, and who should they contact?

In 2017, the Town Board of the Town of Canandaigua activated New York State Town Law Article 3-B, §58, which allows the Town Board, by local law, to establish the office of the Town Manager and delegate certain powers and duties to the Town Manager. The Town Board delegated the day to day administration and responsibility of the Town's operations to the Town Manager as defined in Town of Canandaigua Town Code §69.

With a Town Manager in place, the Town Supervisor is responsible for representing the Town of Canandaigua at the Ontario County Board of Supervisors, and serves as the

Town's Chief Fiscal Officer with oversight of fiscal checks and balances along with the other members of the Town Board. The Town Board as an entity makes the final decision on all expenditures, forecasting, appointments, and contractual approvals.

Residents are always welcome to contact any of their Elected or Appointed Officials, and/or reach out to anyone at the Town Hall. The contact information for all officials may be found on the Town's website or by contacting the Town Hall.

Elected Officials for the Town of Canandaigua currently include the positions of: Town Supervisor (vacant), Town Board Members (Terry Fennelly, Kevin Reynolds, Linda Dworaczyk, and Gary Davis), Town Clerk (Jean Chrisman), Town Highway Superintendent (Jim Fletcher), and Town Justices (Hon. David Prull and Hon. Walter Jones).

Appointed Officials for the Town of Canandaigua include the positions of: Deputy Town Supervisor (Tina Bloom), Town Manager (Doug Finch), Town Assessor (Chris Lyon), Director of Parks and Recreation (Dennis Brewer), Town Historian (Ray Henry), and Water Superintendent (Jim Fletcher).

Please feel free to reach out to any Town official on any matter. Contact information is available on the [Town's website](#). Your communication is always welcome.

### Cheshire Sewer Project

The historic Hamlet of Cheshire welcomed its first settlers in 1795. While it experienced a boom in the mid 1800s, the Hamlet has always been a

rural agricultural center with limited infrastructure. According to the Hamlet of Cheshire Master Plan (2004), the community had a prosperous hops business, a distillery, production of


cider, wagon wheels, and carriage parts during the 1800s and early 1900s.

In 2016, the Town of Canandaigua adopted its first town-wide sewer

# Town of Canandaigua News

October 2018

[www.TownofCanandaigua.org](http://www.TownofCanandaigua.org)



master plan, with an accompanying water master plan following in 2018. The Sewer Master Plan evaluated current conditions associated with existing sanitary sewer and private septic systems; and determined the Hamlet of Cheshire had the greatest need for a sanitary sewer system, ranking the need the number one priority for the Town of Canandaigua.

Since the adoption of the Sewer Master Plan in 2016, the Town has continued to make the possible sanitary sewer system for the Hamlet of Cheshire a priority. In 2017, the Town Board authorized the purchase of a small piece of property in the Hamlet that is at a low elevation point that would house a pump station for a gravity sanitary sewer system.

Additionally, in early 2018, the Town Board authorized contracting with the Town Engineer to prepare a preliminary engineering report to evaluate alternatives and construction possibilities associated with the proposed sanitary system. It is anticipated construction costs will be approximately \$ 2 million - \$ 2.5 million for this potential system.

Over the past year, the Town Manager has met with many Federal, State, and Local funding agencies to explore possible options relative to helping with the cost of the project. It is

anticipated that a Community Development Block Grant (CDBG) could help offset the construction costs by as much as \$ 1 million, provided that the residents of the special sanitary sewer district qualify for CDBG's income thresholds.

In September 2018, the Town kicked off an income survey of the residents of the potential sanitary sewer district in order to determine qualification eligibility for the CDBG grant. It is very important that residents of the potential future sanitary sewer district return the income survey to the firm conducting the analysis on behalf of the Town of Canandaigua (G&G Consulting). A successful grant award would help to mitigate the cost of the project resulting in a lower debt service (mortgage payment) for the district and the residents and users of the district.

If you have any questions or comments, please do not hesitate to contact the Town Manager.

---

### **Tips from the Highway And Water Departments**


It is that time of the year when the weather starts to change and the leaves begin to fall. The Town Highway Department does not collect leaves and branches from the road sides. Please do not rake leaves to the curb as this

will plug the storm drains and if it snows the wing on the plow will push them back into your yard. You can bring your leaves and other yard debris to the Town's transfer station at no cost to you. This material is then turned into mulch which we also provide to residents at no cost. Both the drop off of yard debris and the pickup of mulch must be done during regular transfer station hours. See Natural Resource Protection News for more.

No parking on all roads in the Town of Canandaigua will begin on November 1<sup>st</sup>, 2018 and end on April 1<sup>st</sup>, 2019. This is important to follow for a number of safety reasons. If there are cars parked on the road the snow plow truck is not able to completely clear the snow, potentially causing unsafe road conditions. Cars parked on the road can also cause a safety hazard to our plow truck drivers and a safety hazard to other drivers who have to avoid these obstacles.

Do you have a water meter that could freeze in the colder months ahead? Are you leaving your property for an extended period? If so you can call the Water Department at (585) 394-3300 to make an appointment to have the Town turn off the water and remove the water meter to protect the meter from damage due to freezing.





## Natural Resource Protection News

*From the Town of Canandaigua Environmental Conservation Board*

**The Environmental Conservation Board wishes you a Happy Fall!**

**In keeping with our charge of resource protection education, we offer a few insights into the magic of trees and their beautiful leaves! CONSERVATION TIP: "Leaf" Them Alone**



**A**s autumn approaches, we look forward to the beauty of leaves turning orange, red, and yellow. People travel to Ontario County from all over to see our trees turn to vivid colors in the fall. While most people enjoy the beauty of this time of year, they also dread the raking and clean-up that comes along with the leaves falling. It has been drilled into our heads that we need to clean up these leaves otherwise we will kill our luscious grass and will be left with a brown, messy yard in the spring. Think again! By mowing several times in the fall, this will break the leaves down into smaller pieces, creating the perfect mulch for your yard, adding nutrients to make your lawn even better next year! Some people use those leaves for weed control in their vegetable garden. If you still want to rake those leaves, move them to your backyard, woods, or hedgerow for them to decompose naturally through the winter for compost for the garden in the spring. Are you familiar with the

Town of Canandaigua's Yard Waste Recycling Program? Bring those leaves and other natural materials down to the Transfer Station area if you have no other place to let them decompose. The mulch made from the leaves and other tree material is available to residents for the taking at no charge. Fill that pick-up with mulch for your flower beds! So easy.....who knew! Also check out [ontariocountyrecycles.org](http://ontariocountyrecycles.org) for more information. In addition, think of some fun crafts you could do with kids with all those beautiful leaves. So, instead of despising your fall clean-up think of those leaves as a natural nutrient source that can be used in a variety of ways.

*Adapted from OCSWCD Newsletter August 2018*

### **IMMERSE YOURSELF IN A FOREST FOR BETTER HEALTH**

Most of us sense that taking a walk in a forest is good for us. We take a break from the rush of our daily lives. We enjoy the beauty and peace of being in a natural setting. Now, research is showing that visiting a forest has real,

quantifiable health benefits, both mental and physical. Even five minutes around trees or in green spaces may improve health. Think of it as a prescription with no negative side effects that's also free.

### **HEALTH BENEFITS FROM FORESTS**

- Boosts immune system
- Lowers blood pressure
- Reduce stress
- Improves mood
- Increases ability to focus, even in children with ADHD
- Accelerates recovery from surgery or illness
- Increases energy level
- Improves sleep

*Taken from the New York State Department of Environmental Conservation*


Follow this [Link](#) to read more for further information on 'How Do Forests Make Us Healthier.'



# Town of Canandaigua News

October 2018

[www.TownofCanandaigua.org](http://www.TownofCanandaigua.org)



## From the Town Assessor: Income Verification Program for Seniors

All senior citizens that are receiving the Enhanced Star Exemption and have not signed up for the Income Verification Program must do so in order to continue to receive the Enhanced Star Exemption on their 2019 school taxes.

Included in the 2018/19 New York State Budget Bill, was a provision that requires all senior citizens who receive the Enhanced STAR Exemption to participate in the Income Verification Program. In the past this provision was optional. However, New York State is now making this program mandatory.

By signing the IVP application, the NYS

Department of Taxation and Finance will determine an income for owners of the property and base their eligibility for the Enhanced STAR on that income determination.

Local assessors no longer have control over granting any STAR Exemptions (Basic or Enhanced). While we will be more than willing to help property owners fill out the IVP application, we unfortunately may not be able to assist in all cases.

In addition to filing the IVP application, all seniors who file for the Low-Income Senior Exemption must file their renewal applications in the normal manner. In the past, if a senior citizen was eligible for the Low-Income Senior Exemption, they were automatically granted the Enhanced STAR Exemption.

New York State has now unlinked these two exemptions and eligibility for the Low-Income Senior Exemption does not automatically mean one is enrolled in the Enhanced STAR Exemption.

To be eligible for the 2019 Enhanced STAR Exemption, a property owner must turn 65 in 2019 and have a combined income of under \$86,300. To be eligible for the 2019 Low-Income Senior, a property owner must turn 65 in 2019, have lived in their house 1 year, and have an income under ~\$29,900. We encourage all seniors that are close to one of these income limits to contact our office even if you believe you may not qualify - New York State's definition of 'income' is not consistent from one program to the next.

*Don't forget about the 3<sup>rd</sup> annual Halloween @ Onanda coming up soon. This free, family-friendly event will take place from 2-5 pm on Saturday, October 27<sup>th</sup> at Onanda Park on West Lake Road. See attached press release and flyer for details.*

## Employee Appreciation Luncheon

Thank you to the Town Democrat and Republican Committees for sponsoring an Employee Appreciation Luncheon on Tuesday, October 9<sup>th</sup>. The event was held in the Highway Facility. Town of Canandaigua staff, board and committee members, and elected officials all enjoyed a lunch prepared by the Democrat and Republican Committee members, complete with freshly baked apple crisp. Thank you! Everyone appreciated the lunch and the support of the committees.

Halloween @ Onanda



Saturday, October 27, 2018, 2-5 PM



# Town of Canandaigua News

October 2018

[www.TownofCanandaigua.org](http://www.TownofCanandaigua.org)



## 2019 Operating Budget

The Town of Canandaigua 2019 Operating Budget was passed unanimously at the October 15 Town Board meeting. Thanks to the Town Finance Committee, Department heads, Budget Officer, and staff for all the hard work crunching the numbers and getting it done on time. To view the budget, visit the Town's [Budget page](#) on our website.

### November Meeting Dates

- 1 – Finance Committee, 8:00 am
- 1 – Local History Team, 8:30 am
- 1 – Planning Committee, 10:00 am
- 1 – Environmental Conservation Board, 4:30 pm
- 1 – Agricultural Advisory Committee, 6:00 pm
- 5 – Ordinance Committee, 9:00 am
- 6 – CIC, 9:00 am
- 6 – Economic Development Committee, 12:00 pm
- 7 – Environmental Committee, 4:30 pm
- 13 – Drainage Committee, 11:00 am
- 13 – Planning Board, 6:00 pm
- 14 – Complete Streets Committee, 10:30 am
- 19 – Planning Review Committee, 9:00 am
- 19 – Town Board, 6:00 pm
- 20 – CIC, 9:00 am
- 20 – Zoning Board of Appeals, 6:00 pm
- 27 – Finance Committee, 8:00 am
- 27 – Planning Board, 6:00 pm
- 28 – Parks & Recreation Committee, 6:00 pm



### Town Hall Address

5440 Routes 5 & 20 West  
Canandaigua, NY 14424  
Phone: (585) 394-1120  
Fax: (585) 394-9476

### Email

[Info@TownofCanandaigua.org](mailto:Info@TownofCanandaigua.org)

### Town Hall Hours

Mon-Fri 8:00 am to 4:00 pm

### Town Clerk's Office Hours

Mon-Fri 8:00 am to 4:00 pm

Wed- Open until 7:00 pm

### Court Clerk's Office Hours

Mon, Tue, Wed,  
and Fri 9:00 am to 12:00 pm  
Thu 1:00 pm to 5:00 pm

### Town Board

Gary Davis  
Linda Dworaczyk  
Terry Fennelly  
Kevin Reynolds

### Town Manager

Doug Finch

### Deputy Town Supervisor

Tina Bloom

### Highway and Water Superintendent

James Fletcher

### Town Assessor

Christopher Lyon, IAO

### Code Enforcement/Zoning Officer

Chris Jensen, P.E., MCP, CFM

### Director of Parks and Recreation

Dennis Brewer

### Town Clerk

Jean Chrisman

### Town Historian

Ray Henry

Town of Canandaigua FREE Family Event

# Halloween @ Onanda



Saturday, October 27, 2018, 2 - 5 PM

Onanda Park – Lakeside Cabins

**Bristol Mountain's Mobile Aerial Climbing Adventure**

(Ages 4-12, Harnessed Continuous Safety System. Signed, Parental waivers required.)

**Decorated Cabins by Community Organizations**

Handicapped Parking Lakeside and Limited Parking Upland at the park.

Parking At Cheshire Fire Station #1, 4285 State Route 21 South in Cheshire.

RTS buses will shuttle Families/Strollers to Onanda Park.

Additional Information...call Town Hall at 585-394-1120.

Refreshments, Treats, Games, Crafts, Storytelling, Music, Bubble Magic



# Spotlight on Sustainability

From Your Ontario County Eco-Heroes



## GET THE MOST FROM YOUR PUMPKIN

- ❖ Make a [snack-o-lantern](#) for the birds
- ❖ Dry the seed for a snack for you or cook them unseasoned and mix them in with your birdseed
- ❖ Save the seeds for next year and grow your own pumpkins
- ❖ Let the County compost your pumpkin! Drop it off on **November 3<sup>rd</sup>** between **11am and 1pm** at any of the below locations:

**Geneva Transfer Station**  
32 White Springs Rd.

**Victor Transfer Station** 60  
Rawson Rd.

**Ontario Co. Municipal Parking Lot**  
Corner of Ontario St. & Pleasant St., Canandaigua

Keep your fall green with a few of these tips.

- ❖ **Can your garden goods:** Get the most out of your garden before the first frost hits. Think about all the great foods you can make during the winter with your garden goodies.
- ❖ **Check the air pressure in your tires:** Cooler temperatures can lower tire pressure, which can lower fuel efficiency. When your tires are low, you have to get fuel more frequently and that's not sustainable.
- ❖ **Clean and test your home furnace:** Your furnace needs a regular cleaning. During the year it collects dust and debris, which can affect its performance.
- ❖ **Bring in those houseplants from the outside:** Not only do those nice houseplants look great inside; they can help clean the air. Start with bringing them in for the night and put them back out in the sun the next morning (weather permitting). This helps to ensure that they don't get shocked when they come in for good.
- ❖ **Do some outdoor landscaping:** Before the snow begins to fall, it's always good to prune and prepare your landscape. Scoop up any fallen leaves and use them in the garden to protect plants throughout the winter, or add them to your compost pile.

## Did You Know?

Many municipalities throughout the County are offering backyard composting opportunities to their residents. If you are interested in starting your own backyard composting, give your Town Hall a call to see if they are supporting a program.

If your town does not have a program, you can call Cornell Cooperative Extension (585-394-3977) for backyard composting guidance.

On average the County Jail diverts 1,000 pounds of organic waste per week. Therefore, so far this year the Jail has diverted **38,000 pounds** or 19 tons of organic waste from the landfill!

## How to Compost

Composting is the breaking down of organic materials over time to recycle much-needed nutrients back into the soil to be used again. Setting up your composting pile may take a bit of time, but maintaining it only takes a few minutes every couple of days. The important thing is to know what can and cannot be composted. Here are a few tips to get you started:

- ❖ You can either purchase a compost container from your local garden center or create an informal pile. If you purchase a container you can use a bin or a barrel. It is recommended that your container be between 3 feet and 5 feet in all dimensions.
- ❖ Locate your compost pile or bin in a spot that gets plenty of sun.
- ❖ Begin saving your grass clippings and raked leaves. These are great for adding to compost containers.
- ❖ The first layer in your compost pile or bin should be 6 to 8 inches of organic materials first, such as grass, leaves and leftover kitchen scraps such as fruit, vegetables, coffee grinds, tea bags, egg shells, paper, cornstalks and nut shells.
- ❖ Then add a layer of fertilizer. Either store bought or natural from horses, pigs, cows or chickens.
- ❖ Finally shovel a 3- to 4-inch layer of soil over the layer of fertilizer.
- ❖ To increase the process, once per week turn/ mix your compost by using a pitchfork if a pile or stationary bin, or spin it if a tumbler. This allows air to flow throughout the compost pile. This will speed up the composting process.
- ❖ Make sure your compost stays damp, but not soggy, during the process.
- ❖ Once done use your compost in your gardens. Your flower and vegetable gardens will appreciate it