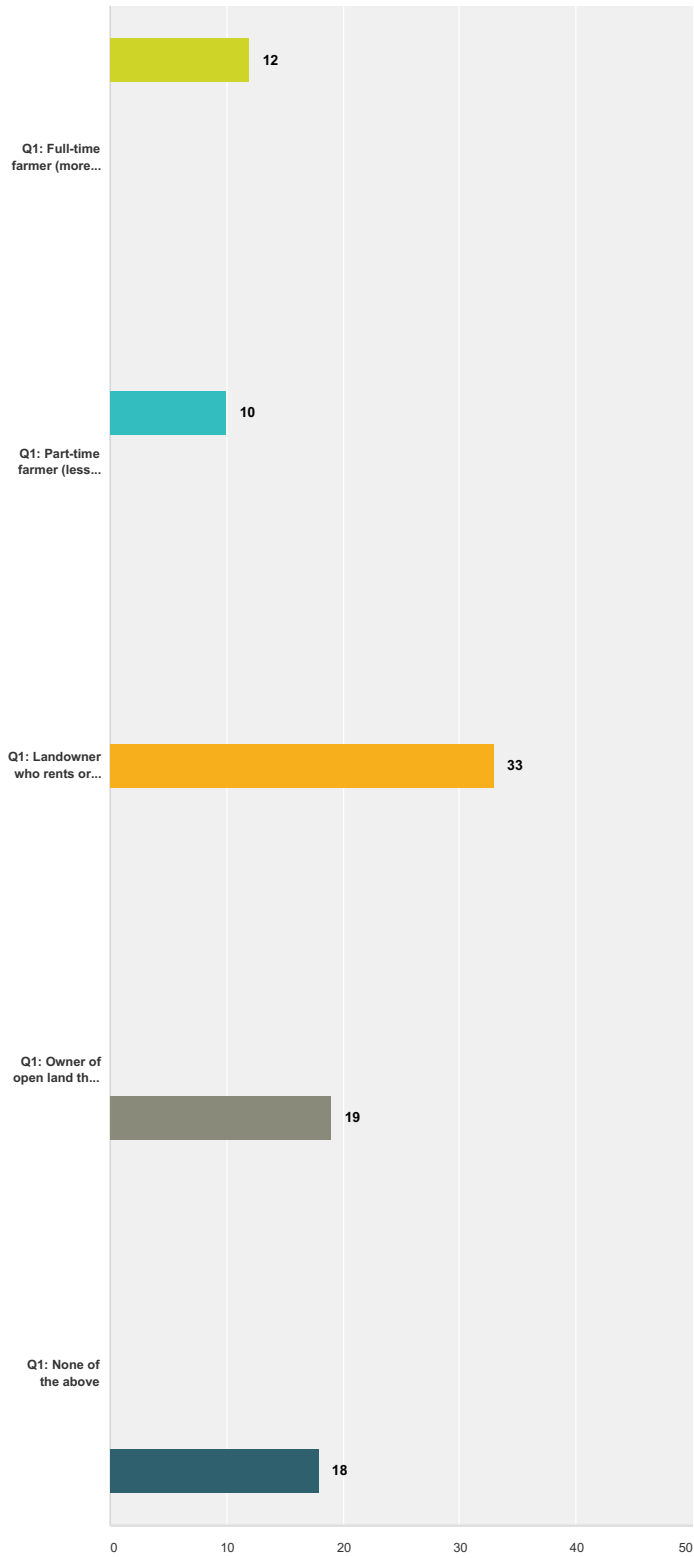


March 2016

Q1 A. Which of the following best describes you? (check one)

Answered: 92 Skipped: 0



- Full-time farmer (more than 50% of household income from farming)
- Part-time farmer (less than 50% of household income from farming)
- Landowner who rents or leases land to farmer
- Owner of open land that is not farmed
- None of the above

March 2016

	Full-time farmer (more than 50% of household income from farming)	Part-time farmer (less than 50% of household income from farming)	Landowner who rents or leases land to farmer	Owner of open land that is not farmed	None of the above	Total
Q1: Full-time farmer (more than 50% of household income from farming)	100.0% 12	0.0% 0	0.0% 0	0.0% 0	0.0% 0	13.0% 12
Q1: Part-time farmer (less than 50% of household income from farming)	0.0% 0	100.0% 10	0.0% 0	0.0% 0	0.0% 0	10.9% 10
Q1: Landowner who rents or leases land to farmer	0.0% 0	0.0% 0	100.0% 33	0.0% 0	0.0% 0	35.9% 33
Q1: Owner of open land that is not farmed	0.0% 0	0.0% 0	0.0% 0	100.0% 19	0.0% 0	20.7% 19
Q1: None of the above	0.0% 0	0.0% 0	0.0% 0	0.0% 0	100.0% 18	19.6% 18
Total Respondents	12	10	33	19	18	92
			Other (please specify)		Total	
Q1: Full-time farmer (more than 50% of household income from farming)					0	0
Q1: Part-time farmer (less than 50% of household income from farming)					0	0
Q1: Landowner who rents or leases land to farmer					0	0
Q1: Owner of open land that is not farmed					0	0
Q1: None of the above					10	10

#	Q1: Full-time farmer (more than 50% of household income from farming)	Date
	There are no responses.	
#	Q1: Part-time farmer (less than 50% of household income from farming)	Date
	There are no responses.	
#	Q1: Landowner who rents or leases land to farmer	Date
	There are no responses.	
#	Q1: Owner of open land that is not farmed	Date
	There are no responses.	
#	Q1: None of the above	Date
1	Woodlands - 50 acres	4/4/2016 1:10 PM
2	wildlife habitat	4/1/2016 12:15 PM
3	Breed thoroughbred race horses	3/23/2016 10:36 AM
4	Town Resident	3/22/2016 12:10 PM
5	Retired Civil Engineer	3/18/2016 9:05 AM
6	Live adjacent to farmland	3/17/2016 6:04 PM
7	Live adjacent to farmland	3/17/2016 6:03 PM
8	Concerned resident.	3/17/2016 5:37 PM
9	Concerned resident.	3/17/2016 5:36 PM
10	Land with hills and forest within a gorge area.	3/15/2016 8:27 AM

March 2016

Q2 Name of farmer who works your land (optional)

Answered: 20 Skipped: 72

	Name of farmer who works your land (optional)	Total
Q1: Full-time farmer (more than 50% of household income from farming)	0.00% 0	0.00% 0
Q1: Part-time farmer (less than 50% of household income from farming)	100.00% 2	10.00% 2
Q1: Landowner who rents or leases land to farmer	100.00% 18	90.00% 18
Q1: Owner of open land that is not farmed	0.00% 0	0.00% 0
Q1: None of the above	0.00% 0	0.00% 0
Total Respondents	20	20

#	Q1: Full-time farmer (more than 50% of household income from farming)	Date
	There are no responses.	
#	Q1: Part-time farmer (less than 50% of household income from farming)	Date
1	Pleasure Acres	3/22/2016 3:13 PM
2	Charles Miller	3/17/2016 4:48 PM
#	Q1: Landowner who rents or leases land to farmer	Date
1	Charles Miller	4/5/2016 1:00 PM
2	Jeff Knopf	4/5/2016 12:29 PM
3	Mr. Gary Wayffels	4/4/2016 11:07 AM
4	bRAD & bILL pURDY	4/4/2016 10:03 AM
5	Pete DeHond	4/1/2016 4:01 PM
6	Seth Pritehard	4/1/2016 3:43 PM
7	rick Burt	4/1/2016 12:07 PM
8	Seth Pritchard	3/24/2016 9:58 AM
9	Mark Stryher	3/23/2016 11:12 AM
10	Brock Acres	3/23/2016 10:44 AM
11	Albert and Bud Day	3/22/2016 5:02 PM
12	Charles Miller	3/22/2016 3:48 PM
13	Derck Moe	3/22/2016 3:09 PM
14	Fesner	3/22/2016 1:27 PM
15	Rogers Farms LLC	3/22/2016 1:09 PM
16	Bill Purday	3/22/2016 10:05 AM
17	Mark Stryker	3/19/2016 9:33 AM
18	Kent Johnson	3/17/2016 7:52 PM
#	Q1: Owner of open land that is not farmed	Date
	There are no responses.	
#	Q1: None of the above	Date
	There are no responses.	

March 2016

Q3 B. How many acres of farmland do you own? (Number of acres)

Answered: 80 Skipped: 12

	In Canandaigua	Elsewhere	Total
Q1: Full-time farmer (more than 50% of household income from farming)	100.00% 12	66.67% 8	25.00% 20
Q1: Part-time farmer (less than 50% of household income from farming)	100.00% 10	20.00% 2	15.00% 12
Q1: Landowner who rents or leases land to farmer	100.00% 32	28.13% 9	51.25% 41
Q1: Owner of open land that is not farmed	100.00% 18	33.33% 6	30.00% 24
Q1: None of the above	100.00% 8	37.50% 3	13.75% 11
Total Respondents	80	28	80

#	[In Canandaigua] Q1: Full-time farmer (more than 50% of household income from farming)	Date
1	34	4/1/2016 3:47 PM
2	100	4/1/2016 12:22 PM
3	400	3/24/2016 2:17 PM
4	60	3/24/2016 10:05 AM
5	455	3/22/2016 5:29 PM
6	13	3/22/2016 3:47 PM
7	150	3/22/2016 3:19 PM
8	100	3/22/2016 1:16 PM
9	1304.70	3/22/2016 12:59 PM
10	580	3/22/2016 11:15 AM
11	580	3/22/2016 11:05 AM
12	97	3/22/2016 10:12 AM
#	[In Canandaigua] Q1: Part-time farmer (less than 50% of household income from farming)	Date
1	57	4/4/2016 10:58 AM
2	~30	3/28/2016 12:51 PM
3	100	3/24/2016 10:47 AM
4	30	3/23/2016 11:45 AM
5	85	3/23/2016 11:29 AM
6	185	3/23/2016 11:20 AM
7	2	3/22/2016 6:23 PM
8	87	3/22/2016 3:13 PM
9	81	3/17/2016 4:48 PM
10	48	3/17/2016 4:35 PM
#	[In Canandaigua] Q1: Landowner who rents or leases land to farmer	Date
1	14	4/5/2016 1:00 PM
2	50	4/5/2016 12:29 PM
3	110	4/4/2016 11:28 AM
4	110	4/4/2016 11:26 AM
5	82	4/4/2016 11:19 AM
6	39.5	4/4/2016 11:07 AM
7	65	4/4/2016 10:03 AM
8	44	4/1/2016 4:01 PM
9	40	4/1/2016 3:59 PM
10	68	4/1/2016 3:43 PM
11	40	4/1/2016 3:40 PM
12	29	4/1/2016 3:16 PM
13	30	4/1/2016 2:14 PM
14	144	4/1/2016 1:08 PM
15	26	4/1/2016 12:07 PM
16	60+	3/24/2016 10:56 AM
17	100	3/24/2016 9:58 AM
18	70	3/23/2016 11:24 AM
19	56	3/23/2016 11:12 AM
20	109	3/23/2016 10:44 AM
21	120	3/23/2016 10:33 AM

March 2016

22	170	3/23/2016 10:31 AM
23	5	3/22/2016 5:02 PM
24	14	3/22/2016 3:48 PM
25	35	3/22/2016 3:47 PM
26	72	3/22/2016 3:09 PM
27	300+	3/22/2016 1:27 PM
28	40+	3/22/2016 1:09 PM
29	62	3/22/2016 10:05 AM
30	77	3/19/2016 9:33 AM
31	22	3/18/2016 7:54 AM
32	15	3/17/2016 7:52 PM
#	[In Canandaigua] Q1: Owner of open land that is not farmed	Date
1	80	4/4/2016 12:23 PM
2	21	4/3/2016 11:06 AM
3	24	4/1/2016 12:49 PM
4	40	3/24/2016 2:16 PM
5	186	3/24/2016 11:34 AM
6	40	3/24/2016 11:24 AM
7	21.5	3/24/2016 10:21 AM
8	28	3/23/2016 10:39 AM
9	60- only 5 farmable, rest wooded	3/23/2016 10:27 AM
10	29.7	3/22/2016 3:53 PM
11	0	3/22/2016 3:45 PM
12	48	3/22/2016 3:06 PM
13	80	3/22/2016 1:25 PM
14	20	3/22/2016 1:11 PM
15	43	3/22/2016 1:00 PM
16	50	3/22/2016 10:31 AM
17	110	3/22/2016 10:09 AM
18	49	3/22/2016 9:55 AM
#	[In Canandaigua] Q1: None of the above	Date
1	23	4/1/2016 12:15 PM
2	19	3/23/2016 10:36 AM
3	None	3/22/2016 12:10 PM
4	0	3/19/2016 9:39 PM
5	0	3/18/2016 8:15 PM
6	0	3/18/2016 9:05 AM
7	0	3/17/2016 6:19 PM
8	About 30 acres	3/15/2016 8:27 AM
#	[Elsewhere] Q1: Full-time farmer (more than 50% of household income from farming)	Date
1	150	4/1/2016 3:47 PM
2	over 500	3/24/2016 10:05 AM
3	145	3/22/2016 5:29 PM
4	225	3/22/2016 3:47 PM
5	586.1	3/22/2016 12:59 PM
6	0	3/22/2016 11:15 AM
7	0	3/22/2016 11:05 AM
8	1200	3/22/2016 10:12 AM
#	[Elsewhere] Q1: Part-time farmer (less than 50% of household income from farming)	Date
1	39	4/4/2016 10:58 AM
2	40	3/23/2016 11:20 AM
#	[Elsewhere] Q1: Landowner who rents or leases land to farmer	Date
1	58	4/1/2016 4:01 PM
2	15	4/1/2016 3:59 PM
3	55	4/1/2016 3:16 PM
4	8	4/1/2016 2:14 PM
5	120+	3/24/2016 10:56 AM
6	20	3/24/2016 9:58 AM
7	42	3/23/2016 10:31 AM
8	25	3/22/2016 10:05 AM
9	0	3/18/2016 7:54 AM

Farmer and Farmland Owner Survey

March 2016

#	[Elsewhere] Q1: Owner of open land that is not farmed	Date
1	3	4/3/2016 11:06 AM
2	1500	3/24/2016 11:34 AM
3	0	3/24/2016 10:21 AM
4	8	3/23/2016 10:27 AM
5	0	3/22/2016 3:45 PM
6	75	3/22/2016 1:00 PM
#	[Elsewhere] Q1: None of the above	Date
1	0	3/19/2016 9:39 PM
2	0	3/18/2016 8:15 PM
3	0	3/18/2016 9:05 AM

March 2016

Q4 C. How many years have you or your family owned farmland in Canandaigua?

Answered: 67 Skipped: 25

	C. How many years have you or your family owned farmland in Canandaigua?	Total
Q1: Full-time farmer (more than 50% of household income from farming)	100.00% 11	16.42% 11
Q1: Part-time farmer (less than 50% of household income from farming)	100.00% 10	14.93% 10
Q1: Landowner who rents or leases land to farmer	100.00% 22	32.84% 22
Q1: Owner of open land that is not farmed	100.00% 17	25.37% 17
Q1: None of the above	100.00% 7	10.45% 7
Total Respondents	67	67

#	Q1: Full-time farmer (more than 50% of household income from farming)	Date
1	75	4/1/2016 3:47 PM
2	8 generations	4/1/2016 12:22 PM
3	123	3/24/2016 2:17 PM
4	62	3/24/2016 10:05 AM
5	25 +	3/22/2016 5:29 PM
6	over 150	3/22/2016 3:19 PM
7	150	3/22/2016 1:16 PM
8	153	3/22/2016 12:59 PM
9	85	3/22/2016 11:15 AM
10	85	3/22/2016 11:05 AM
11	8	3/22/2016 10:12 AM
#	Q1: Part-time farmer (less than 50% of household income from farming)	Date
1	5	4/4/2016 10:58 AM
2	~30	3/28/2016 12:51 PM
3	6	3/24/2016 10:47 AM
4	18	3/23/2016 11:45 AM
5	150	3/23/2016 11:29 AM
6	12	3/23/2016 11:20 AM
7	3 generations	3/22/2016 6:23 PM
8	5	3/22/2016 3:13 PM
9	12	3/17/2016 4:48 PM
10	80+	3/17/2016 4:35 PM
#	Q1: Landowner who rents or leases land to farmer	Date
1	37	4/5/2016 12:29 PM
2	3	4/4/2016 11:28 AM
3	3	4/4/2016 11:26 AM
4	150	4/1/2016 3:43 PM
5	20	4/1/2016 3:40 PM
6	Since 18802	4/1/2016 1:08 PM
7	5	4/1/2016 12:07 PM
8	25-30	3/24/2016 10:56 AM
9	16	3/23/2016 11:24 AM
10	100+	3/23/2016 11:12 AM
11	100+	3/23/2016 10:44 AM
12	over 100	3/23/2016 10:33 AM
13	48	3/23/2016 10:31 AM
14	31	3/22/2016 5:02 PM
15	15	3/22/2016 3:47 PM
16	1	3/22/2016 3:09 PM
17	20+	3/22/2016 1:27 PM
18	16	3/22/2016 1:09 PM
19	25	3/22/2016 10:05 AM
20	45	3/19/2016 9:33 AM
21	4	3/18/2016 7:54 AM

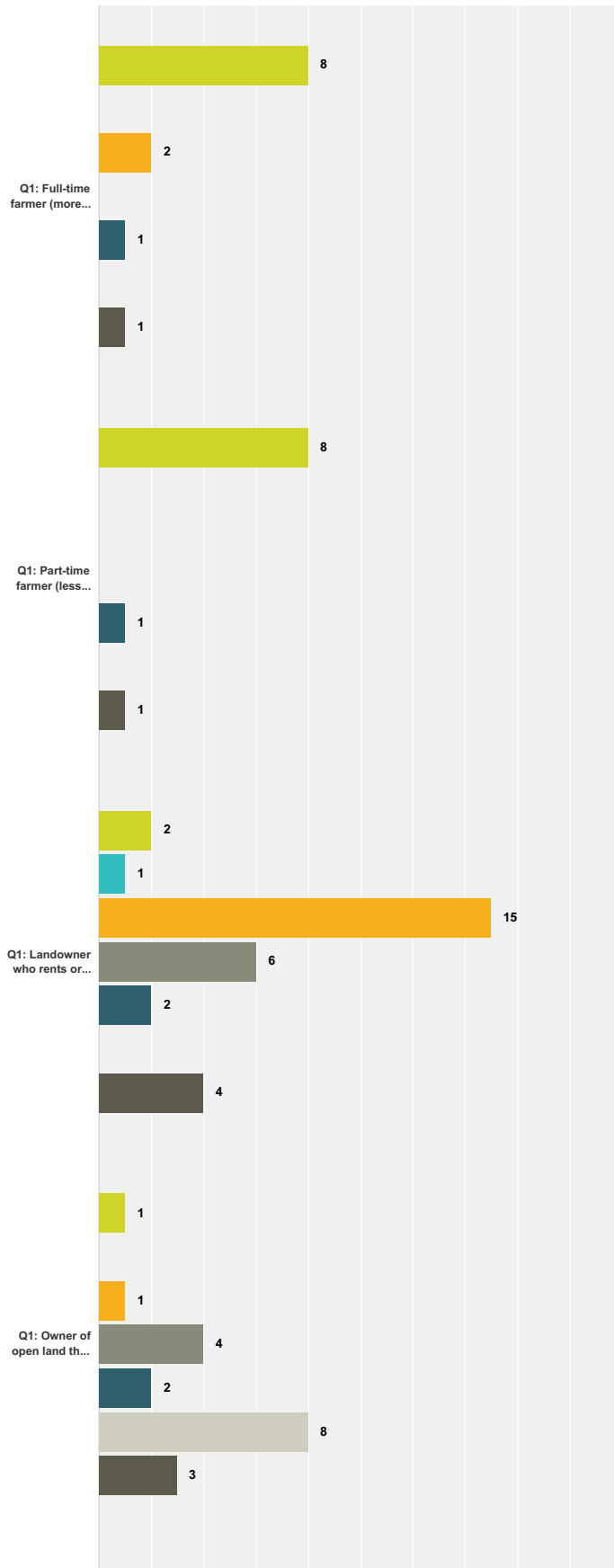
March 2016

22	7	3/17/2016 7:52 PM
#	Q1: Owner of open land that is not farmed	Date
1	40+	4/4/2016 12:23 PM
2	8 years	4/3/2016 11:06 AM
3	5	4/1/2016 12:49 PM
4	20	3/24/2016 2:16 PM
5	30	3/24/2016 11:34 AM
6	25	3/24/2016 11:24 AM
7	28	3/24/2016 10:21 AM
8	32	3/23/2016 10:39 AM
9	18	3/22/2016 3:53 PM
10	0	3/22/2016 3:45 PM
11	70	3/22/2016 3:06 PM
12	12	3/22/2016 1:25 PM
13	5	3/22/2016 1:11 PM
14	36	3/22/2016 1:00 PM
15	over 100	3/22/2016 10:31 AM
16	30	3/22/2016 10:09 AM
17	33	3/22/2016 9:55 AM
#	Q1: None of the above	Date
1	25	4/1/2016 12:15 PM
2	20	3/23/2016 10:36 AM
3	0	3/19/2016 9:39 PM
4	0	3/18/2016 8:15 PM
5	0	3/18/2016 9:05 AM
6	previous owners of 25 acres of open land	3/17/2016 6:19 PM
7	2 years	3/15/2016 8:27 AM

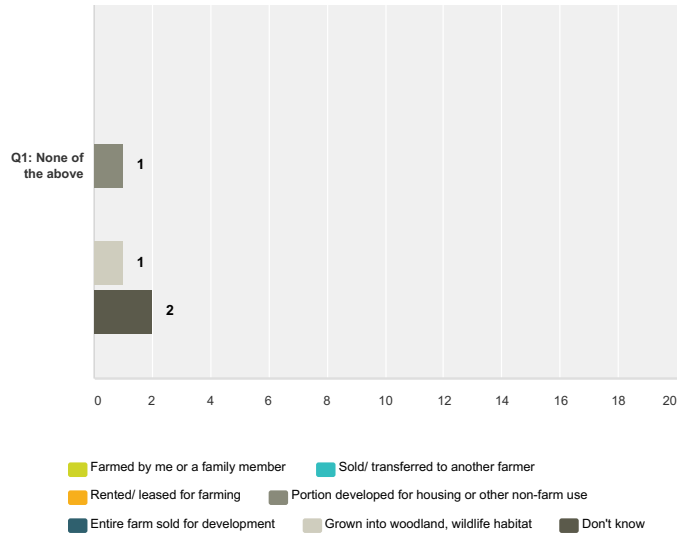
March 2016

Q5 D. How do you see your farmland in 10 years? (check one)

Answered: 75 Skipped: 17



March 2016



	Farmed by me or a family member	Sold/ transferred to another farmer	Rented/ leased for farming	Portion developed for housing or other non-farm use	Entire farm sold for development	Grown into woodland, wildlife habitat	Don't know	Total
Q1: Full-time farmer (more than 50% of household income from farming)	66.67% 8	0.00% 0	16.67% 2	0.00% 0	8.33% 1	0.00% 0	8.33% 1	16.00% 12
Q1: Part-time farmer (less than 50% of household income from farming)	80.00% 8	0.00% 0	0.00% 0	0.00% 0	10.00% 1	0.00% 0	10.00% 1	13.33% 10
Q1: Landowner who rents or leases land to farmer	6.67% 2	3.33% 1	50.00% 15	20.00% 6	6.67% 2	0.00% 0	13.33% 4	40.00% 30
Q1: Owner of open land that is not farmed	5.26% 1	0.00% 0	5.26% 1	21.05% 4	10.53% 2	42.11% 8	15.79% 3	25.33% 19
Q1: None of the above	0.00% 0	0.00% 0	0.00% 0	25.00% 1	0.00% 0	25.00% 1	50.00% 2	5.33% 4
Total Respondents	19	1	18	11	6	9	11	75
					Other (please specify)		Total	
Q1: Full-time farmer (more than 50% of household income from farming)							2	2
Q1: Part-time farmer (less than 50% of household income from farming)							0	0
Q1: Landowner who rents or leases land to farmer							4	4
Q1: Owner of open land that is not farmed							6	6
Q1: None of the above							2	2

#	Q1: Full-time farmer (more than 50% of household income from farming)	Date
1	As part of our succession plan we include non family partners	3/22/2016 11:15 AM
2	as part of our succession plan we include non family partners	3/22/2016 11:05 AM
#	Q1: Part-time farmer (less than 50% of household income from farming)	Date
	There are no responses.	
#	Q1: Landowner who rents or leases land to farmer	Date
1	Vineyard	4/4/2016 11:07 AM
2	Health	4/1/2016 3:40 PM
3	if not at all	3/22/2016 3:48 PM
4	78 years old	3/22/2016 1:09 PM
#	Q1: Owner of open land that is not farmed	Date
1	Planting	4/1/2016 12:49 PM
2	Sold for another family estate. Get out of NYS when we retire	3/24/2016 10:21 AM
3	Horse farms	3/22/2016 3:45 PM
4	Existing conservation easement	3/22/2016 1:25 PM
5	Camping with grandkids	3/22/2016 10:31 AM
6	Would like to stay rural agricultural	3/22/2016 10:09 AM
#	Q1: None of the above	Date
1	or if we continue to own property	4/1/2016 12:15 PM
2	N/A	3/18/2016 9:05 AM

March 2016

Q6 Please comment:

Answered: 12 Skipped: 80

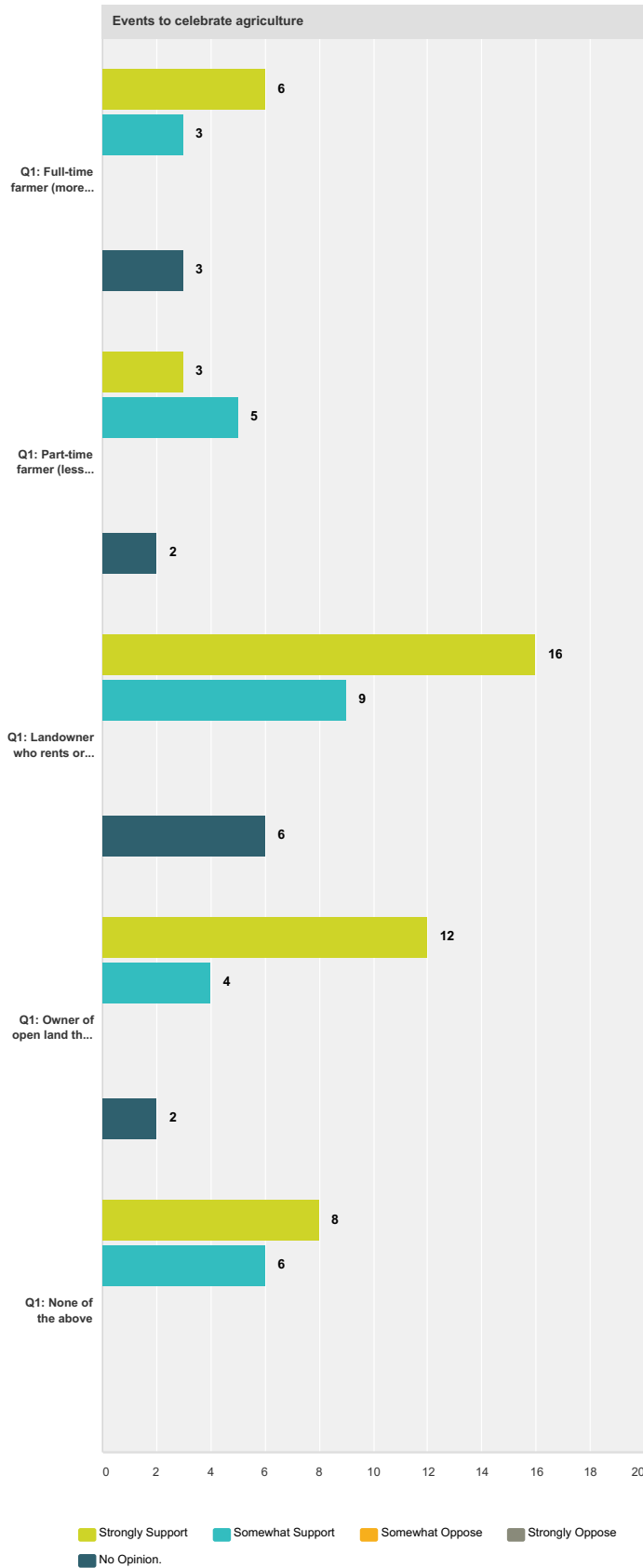
	Please comment:	Total
Q1: Full-time farmer (more than 50% of household income from farming)	0.00% 0	0.00% 0
Q1: Part-time farmer (less than 50% of household income from farming)	100.00% 2	16.67% 2
Q1: Landowner who rents or leases land to farmer	100.00% 5	41.67% 5
Q1: Owner of open land that is not farmed	100.00% 4	33.33% 4
Q1: None of the above	100.00% 1	8.33% 1
Total Respondents	12	12

#	Q1: Full-time farmer (more than 50% of household income from farming)	Date
	There are no responses.	
#	Q1: Part-time farmer (less than 50% of household income from farming)	Date
1	Why does D only allow one answer? some developed some woodland some farmed	3/28/2016 12:51 PM
2	A viable beef and hay enterprise Continued pursuant of purchased development rights to preserve agriculture The loosing battle of rising assessment and taxes due to lake Property expansions and pressing development by investors	3/22/2016 3:13 PM
#	Q1: Landowner who rents or leases land to farmer	Date
1	We own a small fraction of farmland (56 acres) but would rather see land go to preserving land (agricultural use only) forever	3/23/2016 11:12 AM
2	Agriculture and comparison business shuld be encouraged - that; however, does not and should not result in limiting the ability of owners to pursue other development options. If continued ag use, or future ag use, is desired by an owner encourage it - but do not restructure ag owners by eliminating options for non-ag users.	3/23/2016 10:44 AM
3	Very important to preserve top farmland in area and maintain rural character of community. Days probably will leave their farm and have no one to take it over. Want to see their land continued to be farmed.	3/22/2016 5:02 PM
4	I would like to see my land farmed but in ten years I may have to sell the house. I am considering before selling to turn the land over to the Land Trust so that it will remain wild. I hope the neighboring land owners will continue having their land farmed. my property at the present time has adjacent land farmed or wild. Therefore my property has many animals and has a nice view without houses. Encourage the farmers and give them incentives. The challenges to agriculture are the housing developments. the wind and beer industries can be opportunities to increase agriulture	3/22/2016 3:48 PM
5	rogers Farms LLC use state of art, computer Farming-all college educated Landowner will keep status quo unless age and circumstances force change.	3/22/2016 1:09 PM
#	Q1: Owner of open land that is not farmed	Date
1	We see our land subdivided and sold for building lots in the next 10 years because the taxes are too costly. There should also be tax breaks for those owners who do not farm but want to keep the land undeveloped	3/24/2016 2:16 PM
2	Speciality organic produce for local sale Another area for nursery and tree stock - grape vineyard region. Provide land tax incentives to encourage such farming; advertise and encourage local farming and potential tourist appeal; provide advice to novice farmers. The all powerful influence of big money, developers; restrict housing developments via stringent zoning and tax reduction for growers; stand up to the developers by legal and political means	3/24/2016 11:24 AM
3	1. Hope it is still maintained as a wildlife habitat 2. 100% sustainable for heating firewood from the wood with dead, or fallen trees to heat the house. 3. Tax incentives always help, but stopping the over burdened state and federal mandates. Yeh the minimum wage to \$15/hour will kill the farmers. 4. Keep government out of the way of farmers so they can afford to do their job and make a living.	3/24/2016 10:21 AM
4	Tried to sell about 10 years ago	3/22/2016 1:00 PM
#	Q1: None of the above	Date
1	We live on Ketchum road in the town of Canandaigua and the majority of the land on our road is woodland and wildlife habitat and we would not be qualified to comment on the farmland survey	4/1/2016 12:15 PM

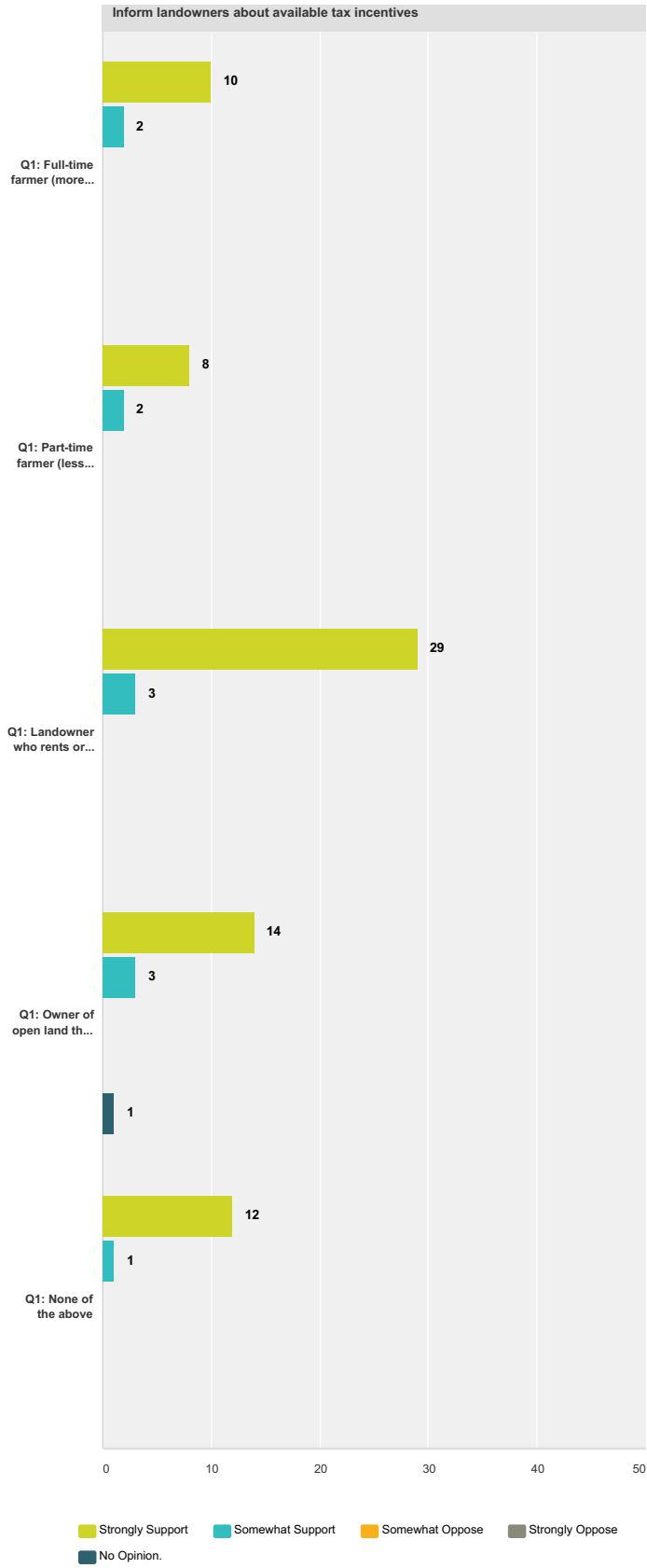
March 2016

Q7 E. Please indicate whether or not you support the following approaches to enhance agriculture and retain farmland:

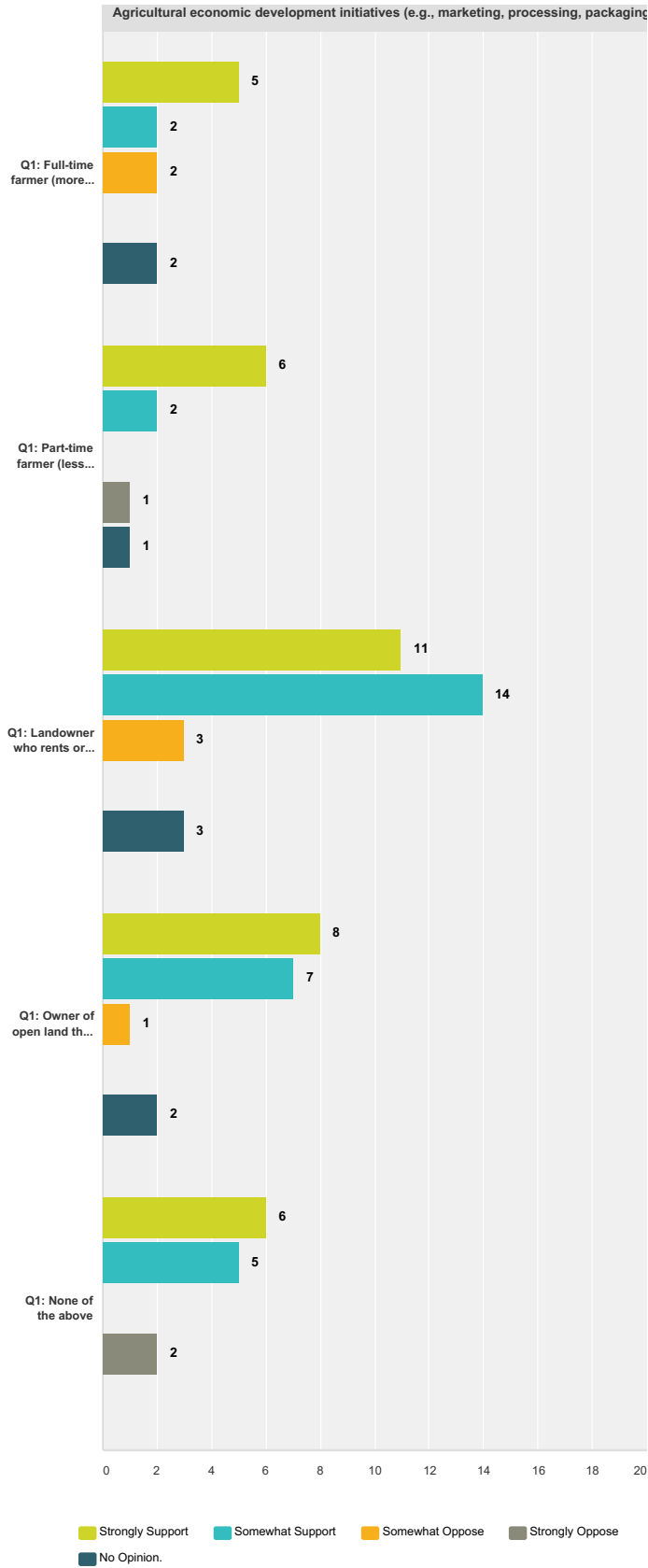
Answered: 86 Skipped: 6



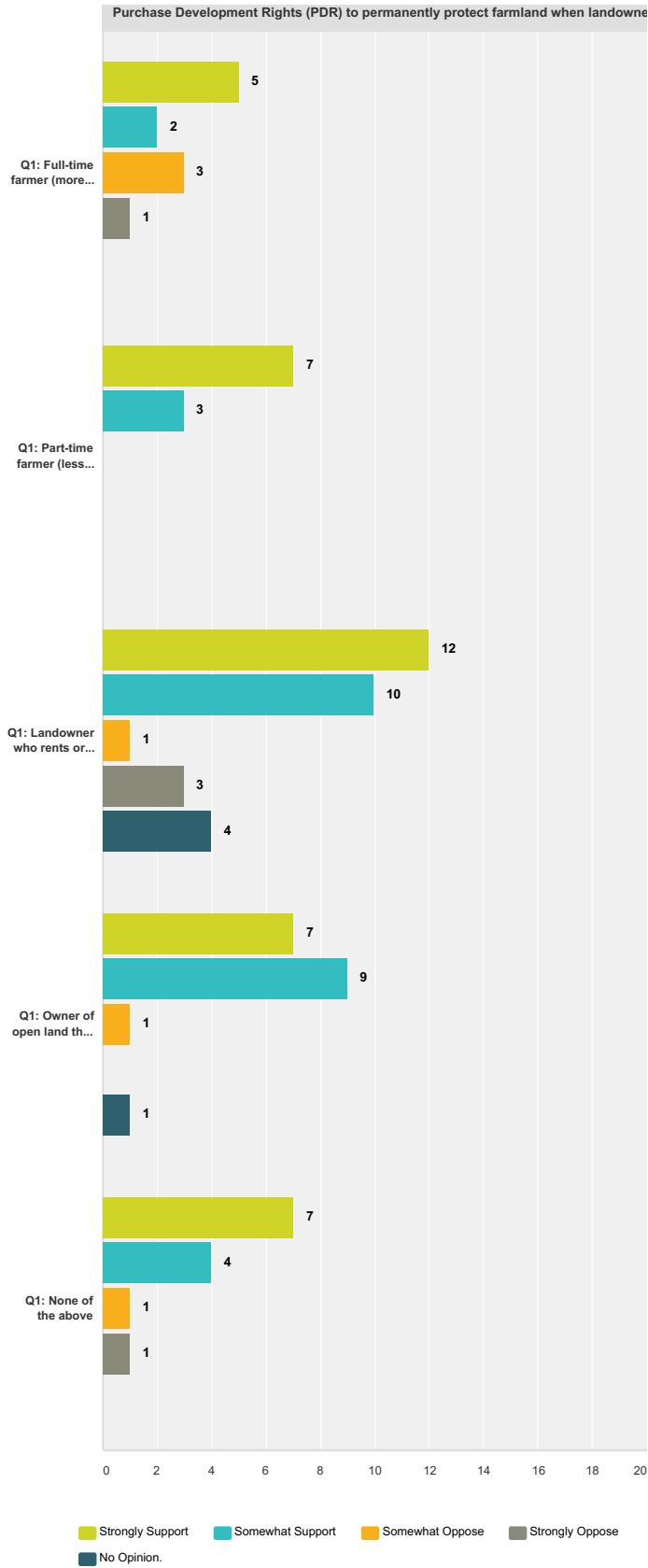
March 2016



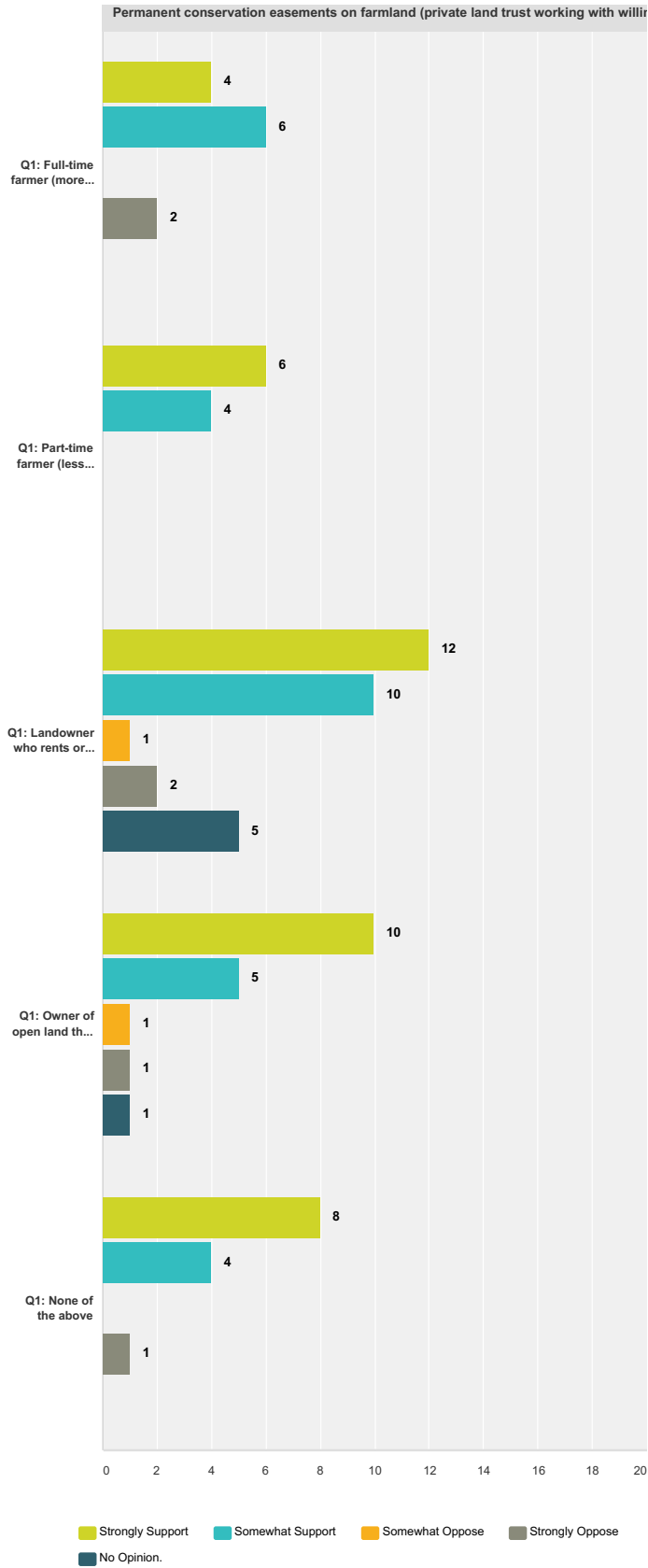
March 2016



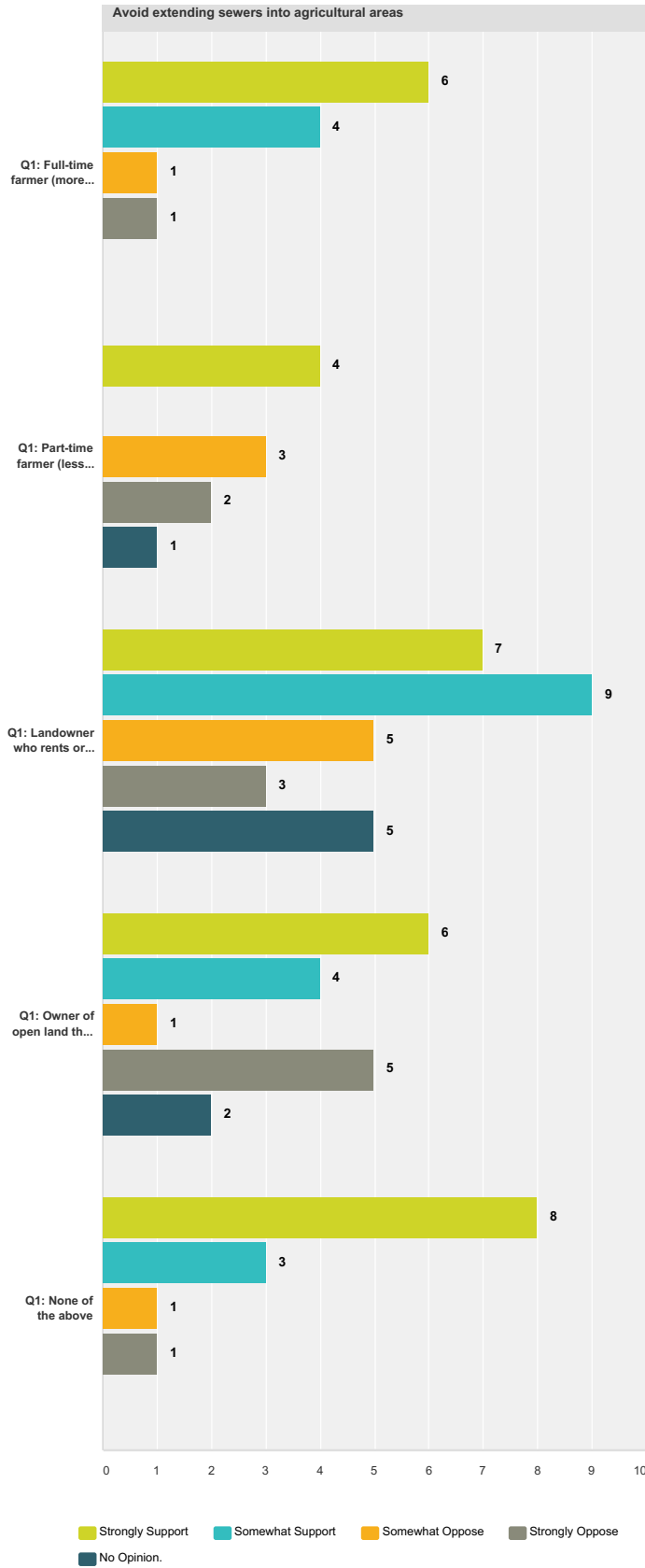
March 2016



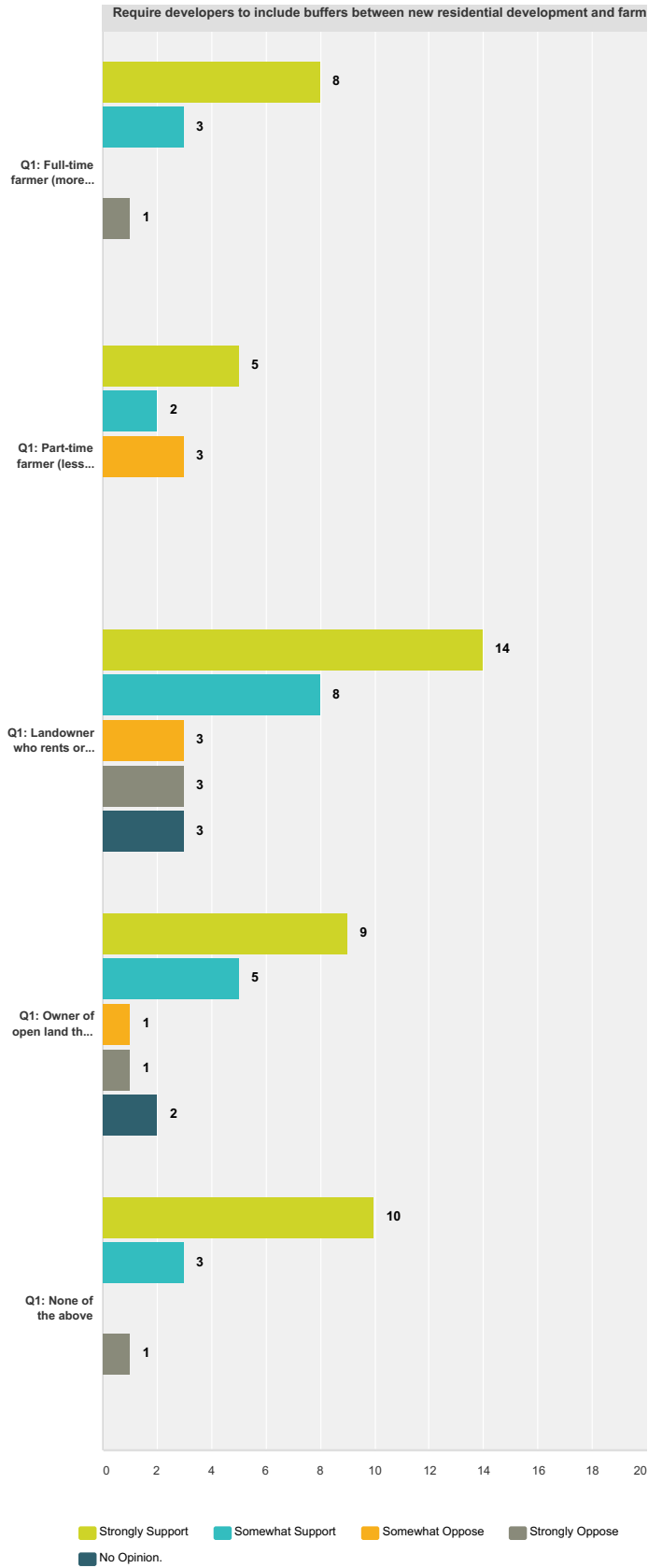
March 2016



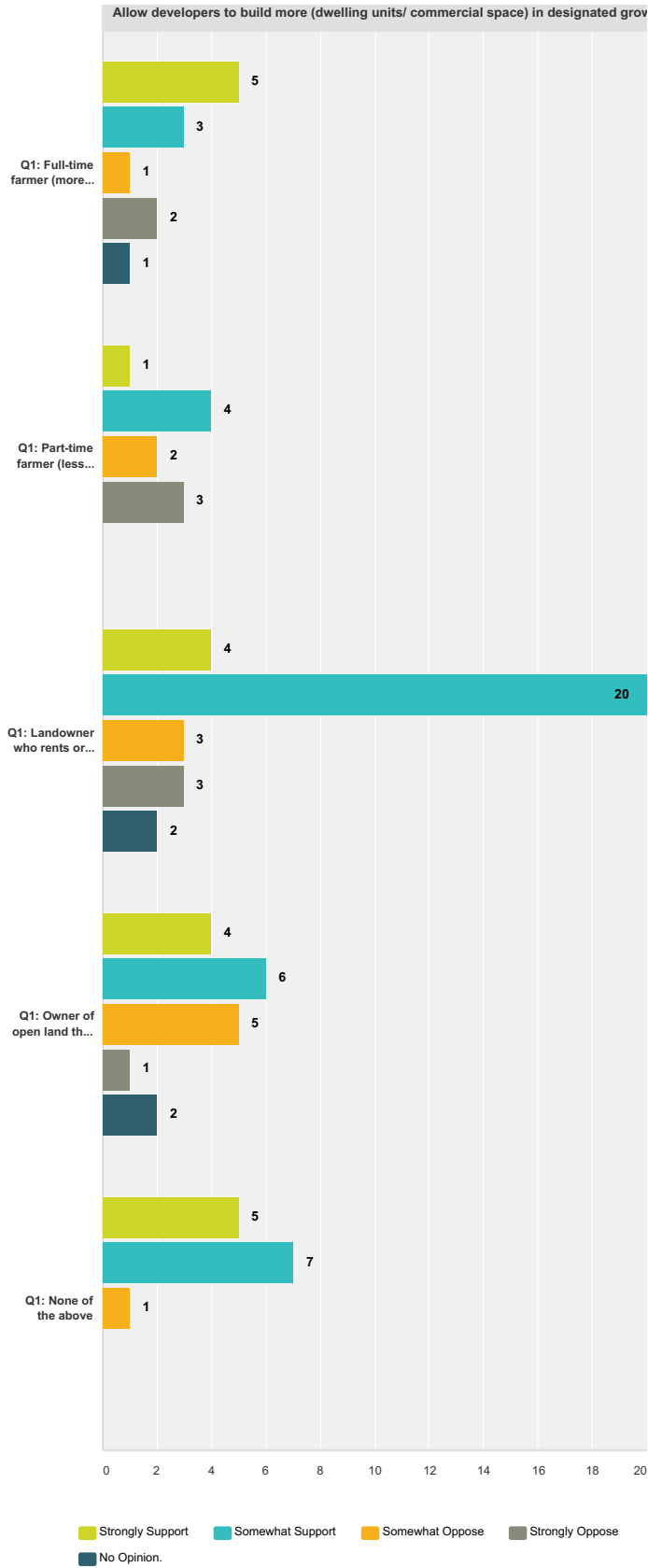
March 2016



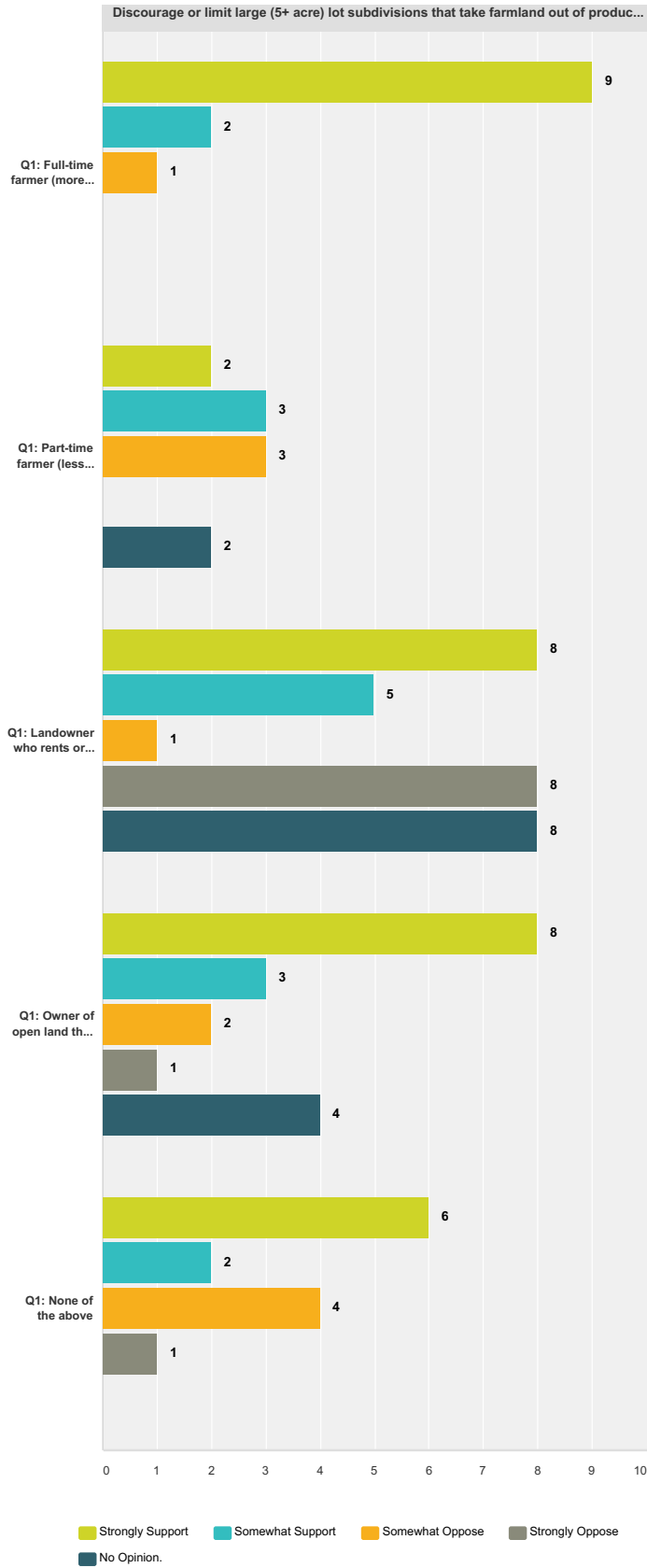
March 2016



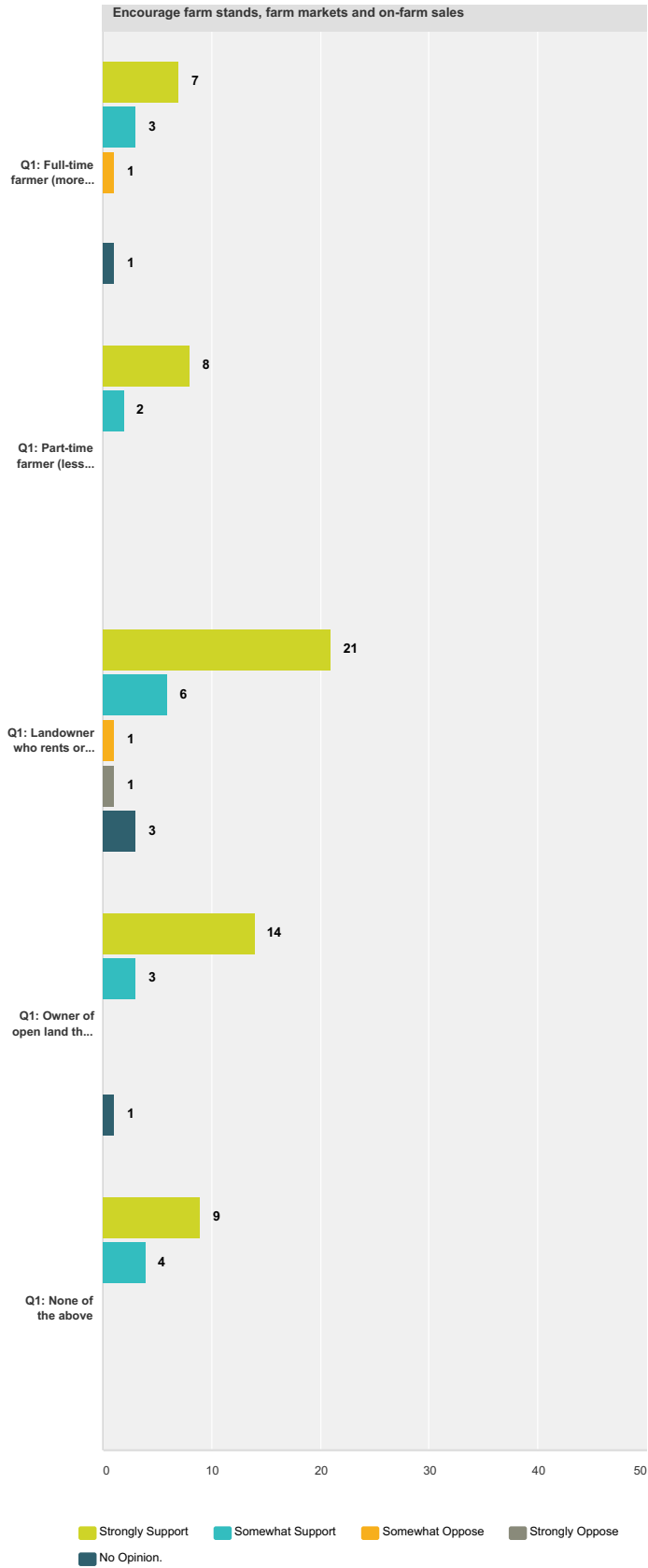
March 2016



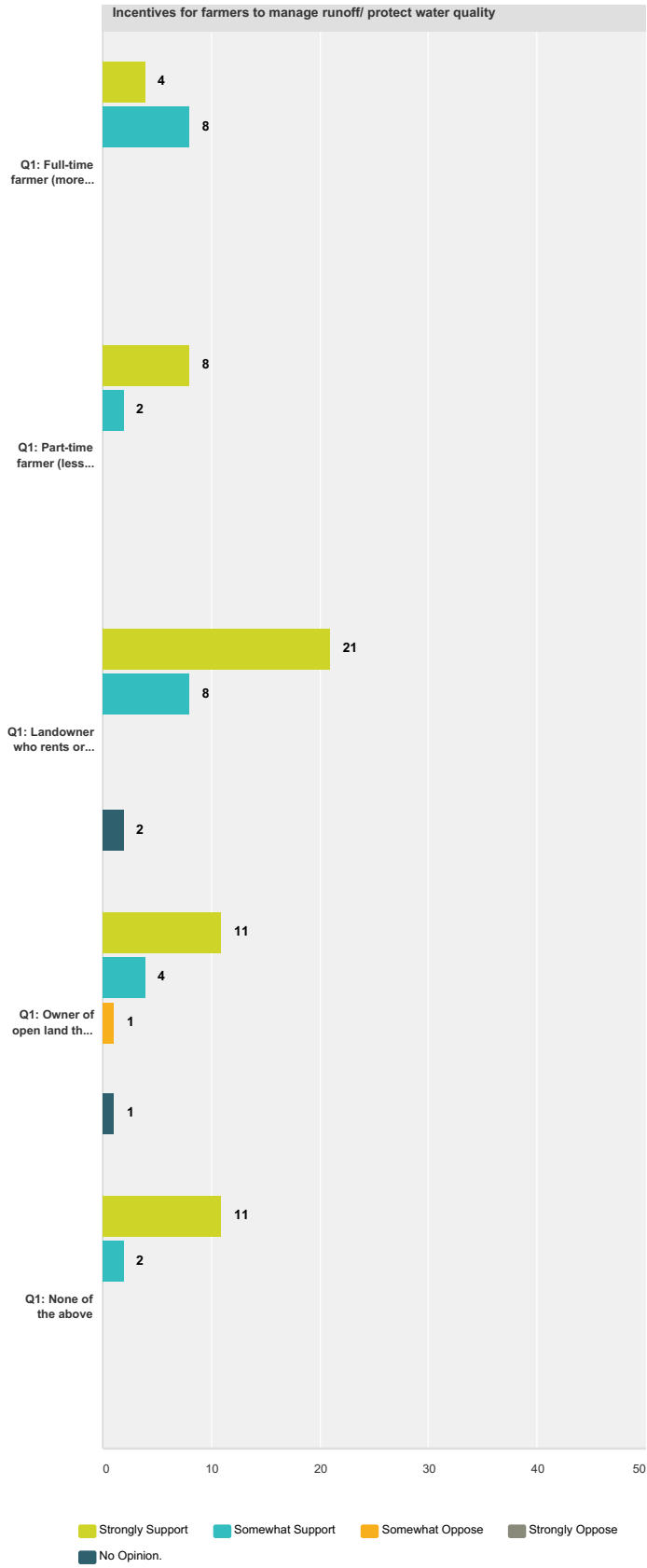
March 2016



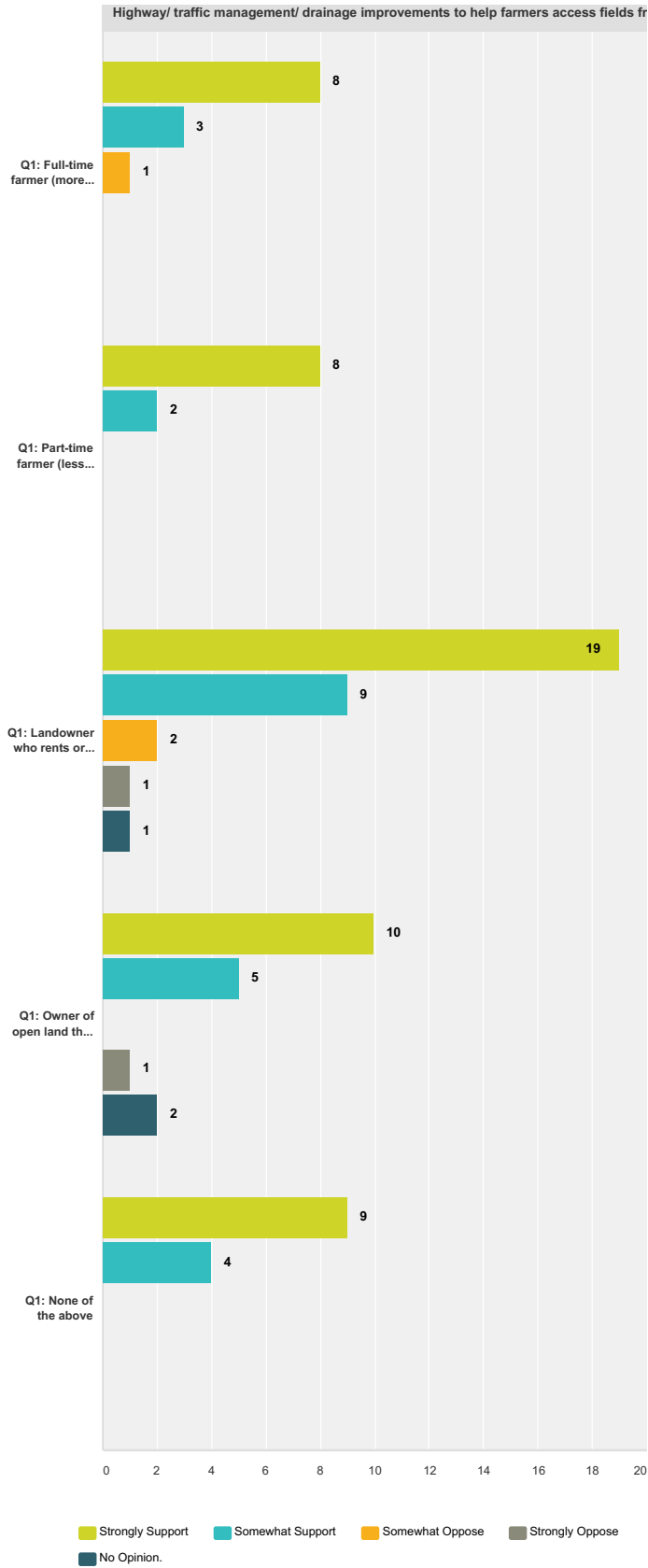
March 2016



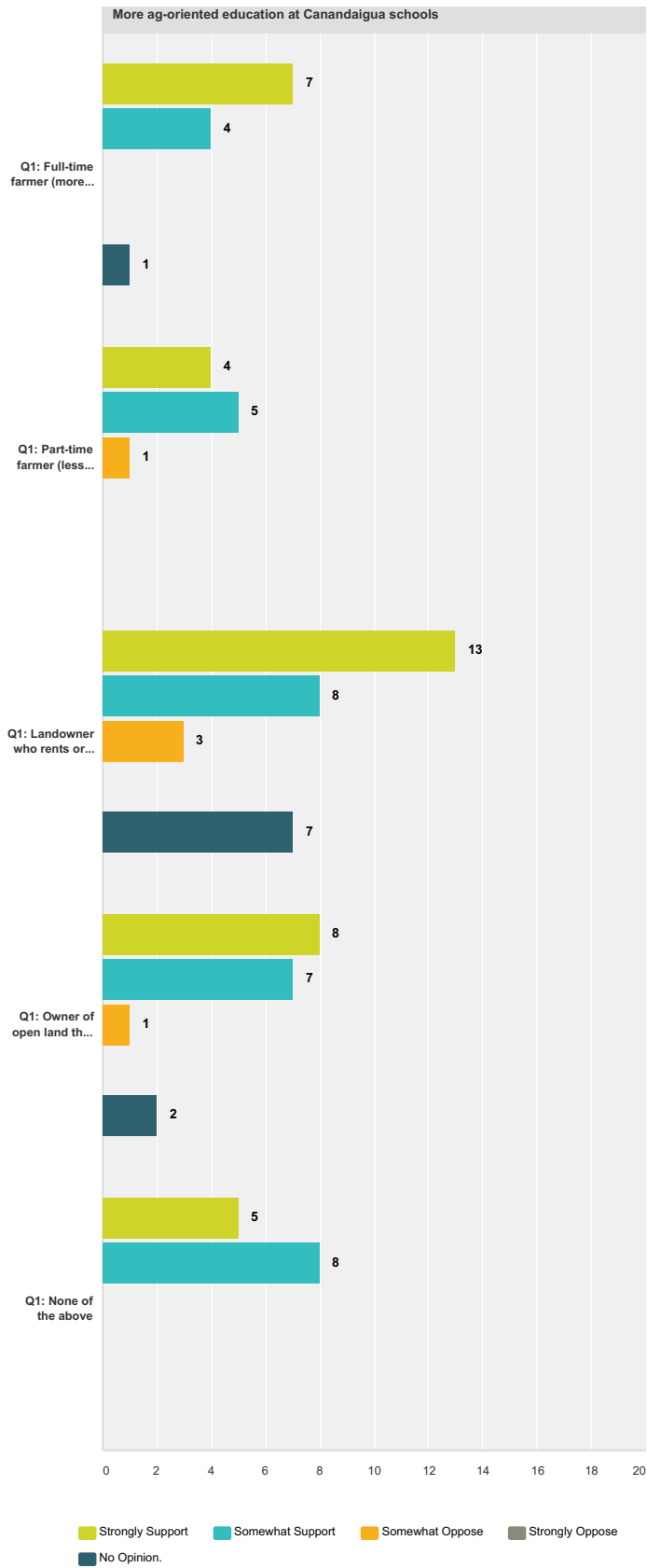
March 2016



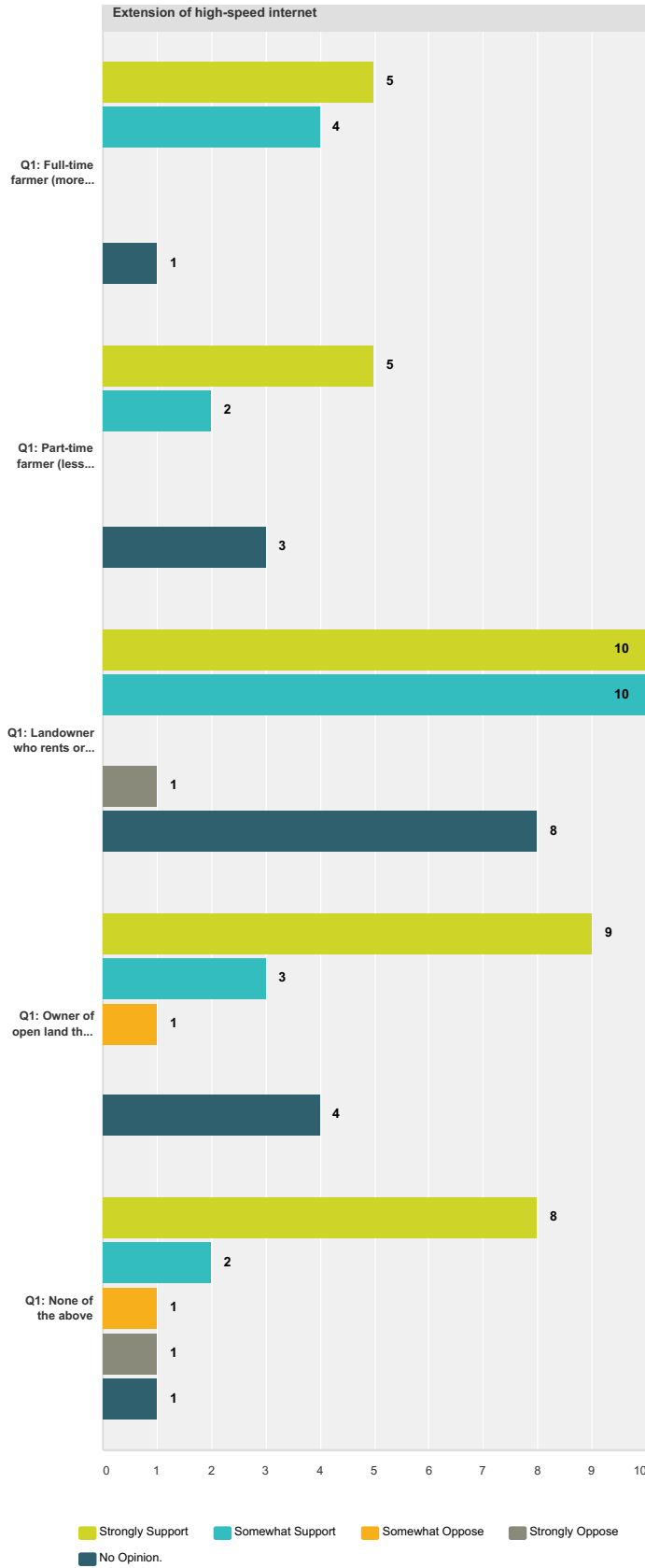
March 2016



March 2016



March 2016



Events to celebrate agriculture						
	Strongly Support	Somewhat Support	Somewhat Oppose	Strongly Oppose	No Opinion.	Total
Q1: Full-time farmer (more than 50% of household income from farming)	50.00% 6	25.00% 3	0.00% 0	0.00% 0	25.00% 3	13.95% 12

March 2016

Q1: Part-time farmer (less than 50% of household income from farming)	30.00% 3	50.00% 5	0.00% 0	0.00% 0	20.00% 2	11.63% 10
Q1: Landowner who rents or leases land to farmer	51.61% 16	29.03% 9	0.00% 0	0.00% 0	19.35% 6	36.05% 31
Q1: Owner of open land that is not farmed	66.67% 12	22.22% 4	0.00% 0	0.00% 0	11.11% 2	20.93% 18
Q1: None of the above	57.14% 8	42.86% 6	0.00% 0	0.00% 0	0.00% 0	16.28% 14
Inform landowners about available tax incentives						
	Strongly Support	Somewhat Support	Somewhat Oppose	Strongly Oppose	No Opinion.	Total
Q1: Full-time farmer (more than 50% of household income from farming)	83.33% 10	16.67% 2	0.00% 0	0.00% 0	0.00% 0	13.95% 12
Q1: Part-time farmer (less than 50% of household income from farming)	80.00% 8	20.00% 2	0.00% 0	0.00% 0	0.00% 0	11.63% 10
Q1: Landowner who rents or leases land to farmer	90.63% 29	9.38% 3	0.00% 0	0.00% 0	0.00% 0	37.21% 32
Q1: Owner of open land that is not farmed	77.78% 14	16.67% 3	0.00% 0	0.00% 0	5.56% 1	20.93% 18
Q1: None of the above	92.31% 12	7.69% 1	0.00% 0	0.00% 0	0.00% 0	15.12% 13
Agricultural economic development initiatives (e.g., marketing, processing, packaging, distribution, services)						
	Strongly Support	Somewhat Support	Somewhat Oppose	Strongly Oppose	No Opinion.	Total
Q1: Full-time farmer (more than 50% of household income from farming)	45.45% 5	18.18% 2	18.18% 2	0.00% 0	18.18% 2	12.79% 11
Q1: Part-time farmer (less than 50% of household income from farming)	60.00% 6	20.00% 2	0.00% 0	10.00% 1	10.00% 1	11.63% 10
Q1: Landowner who rents or leases land to farmer	35.48% 11	45.16% 14	9.68% 3	0.00% 0	9.68% 3	36.05% 31
Q1: Owner of open land that is not farmed	44.44% 8	38.89% 7	5.56% 1	0.00% 0	11.11% 2	20.93% 18
Q1: None of the above	46.15% 6	38.46% 5	0.00% 0	15.38% 2	0.00% 0	15.12% 13
Purchase Development Rights (PDR) to permanently protect farmland when landowners voluntarily participate						
	Strongly Support	Somewhat Support	Somewhat Oppose	Strongly Oppose	No Opinion.	Total
Q1: Full-time farmer (more than 50% of household income from farming)	45.45% 5	18.18% 2	27.27% 3	9.09% 1	0.00% 0	12.79% 11
Q1: Part-time farmer (less than 50% of household income from farming)	70.00% 7	30.00% 3	0.00% 0	0.00% 0	0.00% 0	11.63% 10
Q1: Landowner who rents or leases land to farmer	40.00% 12	33.33% 10	3.33% 1	10.00% 3	13.33% 4	34.88% 30
Q1: Owner of open land that is not farmed	38.89% 7	50.00% 9	5.56% 1	0.00% 0	5.56% 1	20.93% 18
Q1: None of the above	53.85% 7	30.77% 4	7.69% 1	7.69% 1	0.00% 0	15.12% 13
Permanent conservation easements on farmland (private land trust working with willing landowners)						
	Strongly Support	Somewhat Support	Somewhat Oppose	Strongly Oppose	No Opinion.	Total
Q1: Full-time farmer (more than 50% of household income from farming)	33.33% 4	50.00% 6	0.00% 0	16.67% 2	0.00% 0	13.95% 12
Q1: Part-time farmer (less than 50% of household income from farming)	60.00% 6	40.00% 4	0.00% 0	0.00% 0	0.00% 0	11.63% 10
Q1: Landowner who rents or leases land to farmer	40.00% 12	33.33% 10	3.33% 1	6.67% 2	16.67% 5	34.88% 30
Q1: Owner of open land that is not farmed	55.56% 10	27.78% 5	5.56% 1	5.56% 1	5.56% 1	20.93% 18
Q1: None of the above	61.54% 8	30.77% 4	0.00% 0	7.69% 1	0.00% 0	15.12% 13
Avoid extending sewers into agricultural areas						
	Strongly Support	Somewhat Support	Somewhat Oppose	Strongly Oppose	No Opinion.	Total
Q1: Full-time farmer (more than 50% of household income from farming)	50.00% 6	33.33% 4	8.33% 1	8.33% 1	0.00% 0	13.95% 12
Q1: Part-time farmer (less than 50% of household income from farming)	40.00% 4	0.00% 0	30.00% 3	20.00% 2	10.00% 1	11.63% 10
Q1: Landowner who rents or leases land to farmer	24.14% 7	31.03% 9	17.24% 5	10.34% 3	17.24% 5	33.72% 29
Q1: Owner of open land that is not farmed	33.33% 6	22.22% 4	5.56% 1	27.78% 5	11.11% 2	20.93% 18
Q1: None of the above	61.54% 8	23.08% 3	7.69% 1	7.69% 1	0.00% 0	15.12% 13
Require developers to include buffers between new residential development and farmland						

March 2016

	Strongly Support	Somewhat Support	Somewhat Oppose	Strongly Oppose	No Opinion.	Total
Q1: Full-time farmer (more than 50% of household income from farming)	66.67% 8	25.00% 3	0.00% 0	8.33% 1	0.00% 0	13.95% 12
Q1: Part-time farmer (less than 50% of household income from farming)	50.00% 5	20.00% 2	30.00% 3	0.00% 0	0.00% 0	11.63% 10
Q1: Landowner who rents or leases land to farmer	45.16% 14	25.81% 8	9.68% 3	9.68% 3	9.68% 3	36.05% 31
Q1: Owner of open land that is not farmed	50.00% 9	27.78% 5	5.56% 1	5.56% 1	11.11% 2	20.93% 18
Q1: None of the above	71.43% 10	21.43% 3	0.00% 0	7.14% 1	0.00% 0	16.28% 14
Allow developers to build more (dwelling units/ commercial space) in designated growth areas in exchange for preserving farmland elsewhere (e.g., Padelford Brook Greenway)						
	Strongly Support	Somewhat Support	Somewhat Oppose	Strongly Oppose	No Opinion.	Total
Q1: Full-time farmer (more than 50% of household income from farming)	41.67% 5	25.00% 3	8.33% 1	16.67% 2	8.33% 1	13.95% 12
Q1: Part-time farmer (less than 50% of household income from farming)	10.00% 1	40.00% 4	20.00% 2	30.00% 3	0.00% 0	11.63% 10
Q1: Landowner who rents or leases land to farmer	12.50% 4	62.50% 20	9.38% 3	9.38% 3	6.25% 2	37.21% 32
Q1: Owner of open land that is not farmed	22.22% 4	33.33% 6	27.78% 5	5.56% 1	11.11% 2	20.93% 18
Q1: None of the above	38.46% 5	53.85% 7	7.69% 1	0.00% 0	0.00% 0	15.12% 13
Discourage or limit large (5+ acre) lot subdivisions that take farmland out of production						
	Strongly Support	Somewhat Support	Somewhat Oppose	Strongly Oppose	No Opinion.	Total
Q1: Full-time farmer (more than 50% of household income from farming)	75.00% 9	16.67% 2	8.33% 1	0.00% 0	0.00% 0	13.95% 12
Q1: Part-time farmer (less than 50% of household income from farming)	20.00% 2	30.00% 3	30.00% 3	0.00% 0	20.00% 2	11.63% 10
Q1: Landowner who rents or leases land to farmer	26.67% 8	16.67% 5	3.33% 1	26.67% 8	26.67% 8	34.88% 30
Q1: Owner of open land that is not farmed	44.44% 8	16.67% 3	11.11% 2	5.56% 1	22.22% 4	20.93% 18
Q1: None of the above	46.15% 6	15.38% 2	30.77% 4	7.69% 1	0.00% 0	15.12% 13
Encourage farm stands, farm markets and on-farm sales						
	Strongly Support	Somewhat Support	Somewhat Oppose	Strongly Oppose	No Opinion.	Total
Q1: Full-time farmer (more than 50% of household income from farming)	58.33% 7	25.00% 3	8.33% 1	0.00% 0	8.33% 1	13.95% 12
Q1: Part-time farmer (less than 50% of household income from farming)	80.00% 8	20.00% 2	0.00% 0	0.00% 0	0.00% 0	11.63% 10
Q1: Landowner who rents or leases land to farmer	65.63% 21	18.75% 6	3.13% 1	3.13% 1	9.38% 3	37.21% 32
Q1: Owner of open land that is not farmed	77.78% 14	16.67% 3	0.00% 0	0.00% 0	5.56% 1	20.93% 18
Q1: None of the above	69.23% 9	30.77% 4	0.00% 0	0.00% 0	0.00% 0	15.12% 13
Incentives for farmers to manage runoff/ protect water quality						
	Strongly Support	Somewhat Support	Somewhat Oppose	Strongly Oppose	No Opinion.	Total
Q1: Full-time farmer (more than 50% of household income from farming)	33.33% 4	66.67% 8	0.00% 0	0.00% 0	0.00% 0	13.95% 12
Q1: Part-time farmer (less than 50% of household income from farming)	80.00% 8	20.00% 2	0.00% 0	0.00% 0	0.00% 0	11.63% 10
Q1: Landowner who rents or leases land to farmer	67.74% 21	25.81% 8	0.00% 0	0.00% 0	6.45% 2	36.05% 31
Q1: Owner of open land that is not farmed	64.71% 11	23.53% 4	5.88% 1	0.00% 0	5.88% 1	19.77% 17
Q1: None of the above	84.62% 11	15.38% 2	0.00% 0	0.00% 0	0.00% 0	15.12% 13
Highway/ traffic management/ drainage improvements to help farmers access fields from public roads						
	Strongly Support	Somewhat Support	Somewhat Oppose	Strongly Oppose	No Opinion.	Total
Q1: Full-time farmer (more than 50% of household income from farming)	66.67% 8	25.00% 3	8.33% 1	0.00% 0	0.00% 0	13.95% 12
Q1: Part-time farmer (less than 50% of household income from farming)	80.00% 8	20.00% 2	0.00% 0	0.00% 0	0.00% 0	11.63% 10
Q1: Landowner who rents or leases land to farmer	59.38% 19	28.13% 9	6.25% 2	3.13% 1	3.13% 1	37.21% 32
Q1: Owner of open land that is not farmed	55.56% 10	27.78% 5	0.00% 0	5.56% 1	11.11% 2	20.93% 18

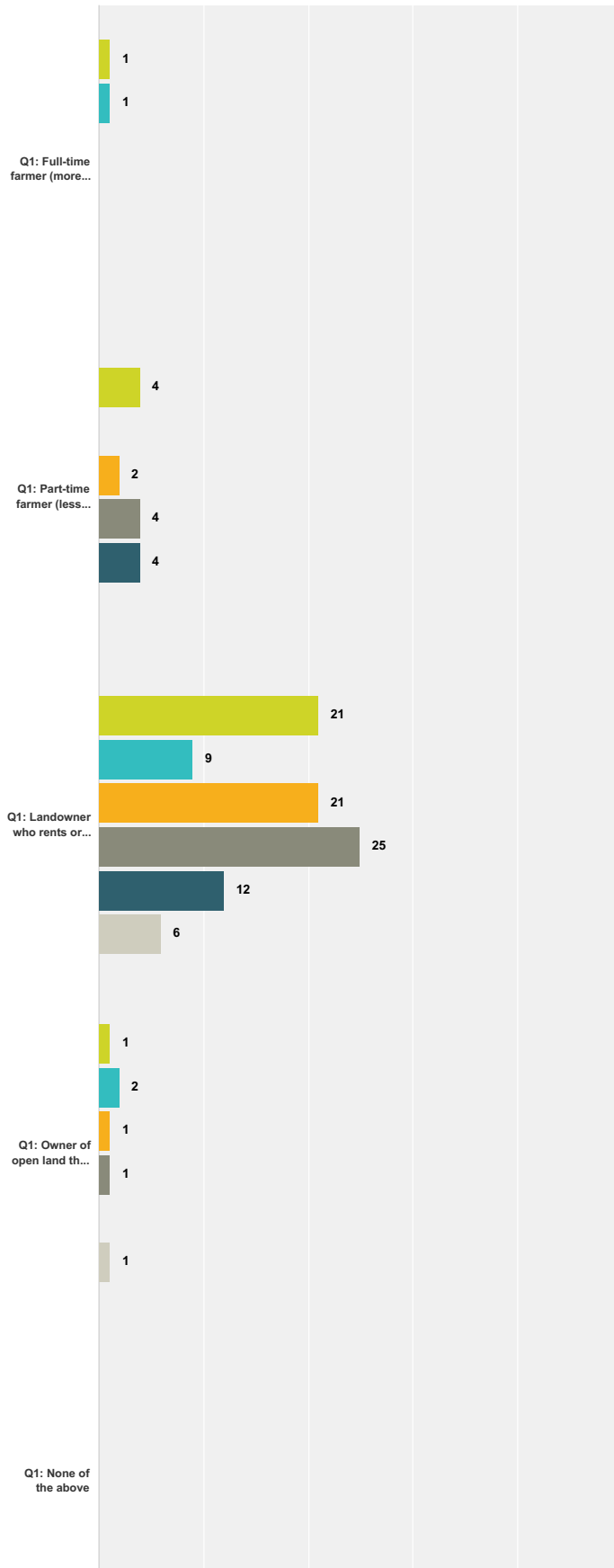
March 2016

Q1: None of the above		69.23% 9	30.77% 4	0.00% 0	0.00% 0	0.00% 0	15.12% 13
More ag-oriented education at Canandaigua schools							
		Strongly Support	Somewhat Support	Somewhat Oppose	Strongly Oppose	No Opinion.	Total
Q1: Full-time farmer (more than 50% of household income from farming)		58.33% 7	33.33% 4	0.00% 0	0.00% 0	8.33% 1	13.95% 12
Q1: Part-time farmer (less than 50% of household income from farming)		40.00% 4	50.00% 5	10.00% 1	0.00% 0	0.00% 0	11.63% 10
Q1: Landowner who rents or leases land to farmer		41.94% 13	25.81% 8	9.68% 3	0.00% 0	22.58% 7	36.05% 31
Q1: Owner of open land that is not farmed		44.44% 8	38.89% 7	5.56% 1	0.00% 0	11.11% 2	20.93% 18
Q1: None of the above		38.46% 5	61.54% 8	0.00% 0	0.00% 0	0.00% 0	15.12% 13
Extension of high-speed internet							
		Strongly Support	Somewhat Support	Somewhat Oppose	Strongly Oppose	No Opinion.	Total
Q1: Full-time farmer (more than 50% of household income from farming)		50.00% 5	40.00% 4	0.00% 0	0.00% 0	10.00% 1	11.63% 10
Q1: Part-time farmer (less than 50% of household income from farming)		50.00% 5	20.00% 2	0.00% 0	0.00% 0	30.00% 3	11.63% 10
Q1: Landowner who rents or leases land to farmer		34.48% 10	34.48% 10	0.00% 0	3.45% 1	27.59% 8	33.72% 29
Q1: Owner of open land that is not farmed		52.94% 9	17.65% 3	5.88% 1	0.00% 0	23.53% 4	19.77% 17
Q1: None of the above		61.54% 8	15.38% 2	7.69% 1	7.69% 1	7.69% 1	15.12% 13
	Q1: Full-time farmer (more than 50% of household income from farming)	Q1: Part-time farmer (less than 50% of household income from farming)	Q1: Landowner who rents or leases land to farmer	Q1: Owner of open land that is not farmed	Q1: None of the above	Total	
Other	0	1	4	2	1	8	
#	Q1: Full-time farmer (more than 50% of household income from farming)					Date	
	There are no responses.						
#	Q1: Part-time farmer (less than 50% of household income from farming)					Date	
1	Public Water, natural gas and internet services					3/17/2016 4:51 PM	
#	Q1: Landowner who rents or leases land to farmer					Date	
1	Control high speed traffic					4/5/2016 1:02 PM	
2	More tax incentivess to lower property tax					4/1/2016 4:03 PM	
3	More FFA and 4-H involvement in the agricultural heritage of Ontario County					4/1/2016 1:23 PM	
4	control high speed traffice					3/22/2016 3:48 PM	
#	Q1: Owner of open land that is not farmed					Date	
1	Ag advisory council to give individual farms in all phases of farming. (I am anawering this section only because I have rented on a limited basis in the past. Info may be helpful)					3/24/2016 11:26 AM	
2	competition for twc needed					3/22/2016 3:46 PM	
#	Q1: None of the above					Date	
1	Limit/Restrict/Freeze building along Lake					3/22/2016 12:13 PM	

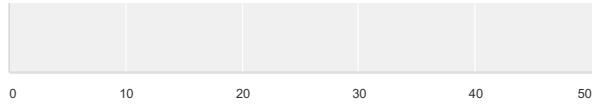
March 2016

Q8 A. Why do you rent/ lease your farmland for farming? (check all that apply)

Answered: 40 Skipped: 52



March 2016



■ Keeps land open/ free of shrubs and trees
 ■ Family tradition
■ Want to support local agriculture
 ■ Lower property taxes through agricultural use assessment
■ Rental income
 ■ Manage drainage/ Control runoff

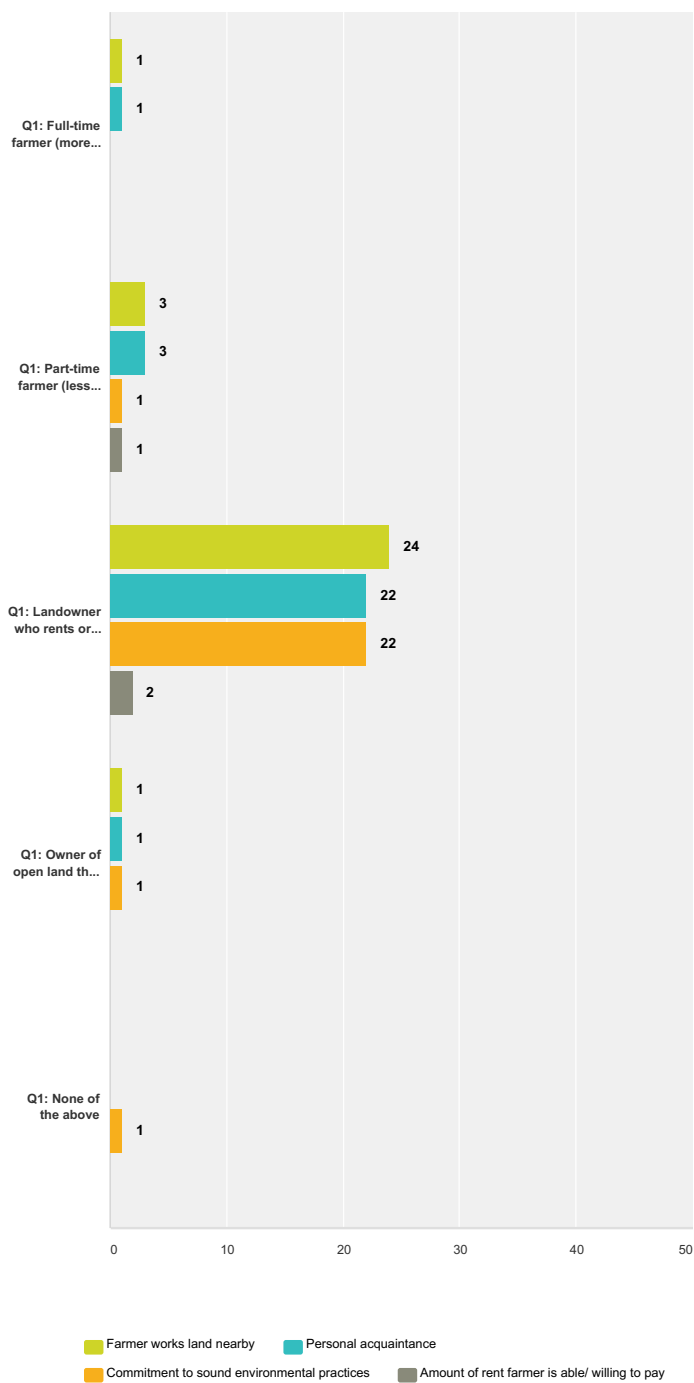
	Keeps land open/ free of shrubs and trees	Family tradition	Want to support local agriculture	Lower property taxes through agricultural use assessment	Rental income	Manage drainage/ Control runoff	Total
Q1: Full-time farmer (more than 50% of household income from farming)	100.00% 1	100.00% 1	0.00% 0	0.00% 0	0.00% 0	0.00% 0	5.00% 2
Q1: Part-time farmer (less than 50% of household income from farming)	80.00% 4	0.00% 0	40.00% 2	80.00% 4	80.00% 4	0.00% 0	35.00% 14
Q1: Landowner who rents or leases land to farmer	67.74% 21	29.03% 9	67.74% 21	80.65% 25	38.71% 12	19.35% 6	235.00% 94
Q1: Owner of open land that is not farmed	33.33% 1	66.67% 2	33.33% 1	33.33% 1	0.00% 0	33.33% 1	15.00% 6
Q1: None of the above	0.00% 0	0.00% 0	0.00% 0	0.00% 0	0.00% 0	0.00% 0	0.00% 0
Total Respondents	27	12	24	30	16	7	40
Other (please specify)						Total	
Q1: Full-time farmer (more than 50% of household income from farming)						1	1
Q1: Part-time farmer (less than 50% of household income from farming)						0	0
Q1: Landowner who rents or leases land to farmer						4	4
Q1: Owner of open land that is not farmed						1	1
Q1: None of the above						1	1

#	Q1: Full-time farmer (more than 50% of household income from farming)	Date
1	FREE USAGE	4/1/2016 12:27 PM
#	Q1: Part-time farmer (less than 50% of household income from farming)	Date
	There are no responses.	
#	Q1: Landowner who rents or leases land to farmer	Date
1	Was being farmed when we bought it	4/4/2016 11:29 AM
2	to keep farmlands from being sold to developers	3/23/2016 11:14 AM
3	pay realstate taxes	3/23/2016 10:46 AM
4	Green & best use of land	3/22/2016 3:10 PM
#	Q1: Owner of open land that is not farmed	Date
1	N/A	3/22/2016 1:00 PM
#	Q1: None of the above	Date
1	N/A	3/18/2016 9:07 AM

March 2016

**Q9 B. Which of the following factors are important in selecting a farmer to rent to?
(check all that apply)**

Answered: 40 Skipped: 52



	Farmer works land nearby	Personal acquaintance	Commitment to sound environmental practices	Amount of rent farmer is able/ willing to pay	Total
Q1: Full-time farmer (more than 50% of household income from farming)	100.00% 1	100.00% 1	0.00% 0	0.00% 0	5.00% 2
Q1: Part-time farmer (less than 50% of household income from farming)	60.00% 3	60.00% 3	20.00% 1	20.00% 1	20.00% 8
Q1: Landowner who rents or leases land to farmer	77.42% 24	70.97% 22	70.97% 22	6.45% 2	175.00% 70
Q1: Owner of open land that is not farmed	50.00% 1	50.00% 1	50.00% 1	0.00% 0	7.50% 3
Q1: None of the above	0.00% 0	0.00% 0	100.00% 1	0.00% 0	2.50% 1

March 2016

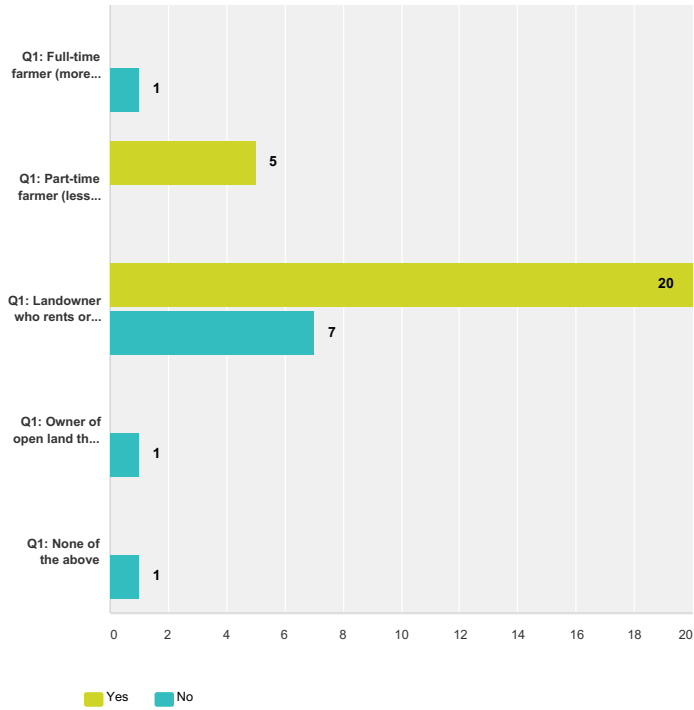
Total Respondents	29	27	25	3	40
				Other	Total
Q1: Full-time farmer (more than 50% of household income from farming)				1	1
Q1: Part-time farmer (less than 50% of household income from farming)				0	0
Q1: Landowner who rents or leases land to farmer				2	2
Q1: Owner of open land that is not farmed				2	2
Q1: None of the above				1	1

#	Q1: Full-time farmer (more than 50% of household income from farming)	Date
1	FREE USAGE	4/1/2016 12:27 PM
#	Q1: Part-time farmer (less than 50% of household income from farming)	Date
	There are no responses.	
#	Q1: Landowner who rents or leases land to farmer	Date
1	Commitment to sound agricultural practices	4/1/2016 3:44 PM
2	Resoponsible	4/1/2016 3:41 PM
#	Q1: Owner of open land that is not farmed	Date
1	Farmer who can work our type of land (hilly)	4/3/2016 11:11 AM
2	N/A	3/22/2016 1:00 PM
#	Q1: None of the above	Date
1	N/A	3/18/2016 9:07 AM

March 2016

Q10 C. Do you have a written lease agreement with the farmer who works your land?

Answered: 35 Skipped: 57

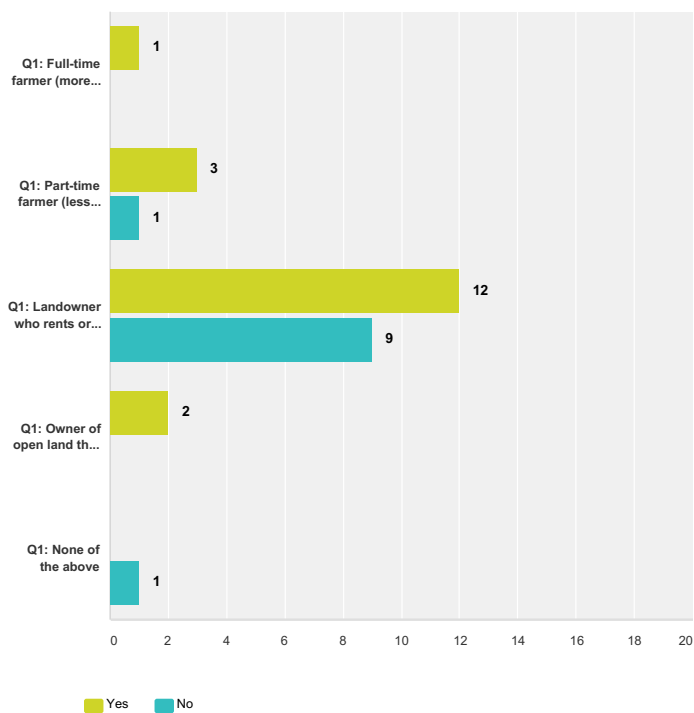


	Yes	No	Total
Q1: Full-time farmer (more than 50% of household income from farming)	0.00% 0	100.00% 1	2.86% 1
Q1: Part-time farmer (less than 50% of household income from farming)	100.00% 5	0.00% 0	14.29% 5
Q1: Landowner who rents or leases land to farmer	74.07% 20	25.93% 7	77.14% 27
Q1: Owner of open land that is not farmed	0.00% 0	100.00% 1	2.86% 1
Q1: None of the above	0.00% 0	100.00% 1	2.86% 1
Total Respondents	25	10	35

March 2016

Q11 D. Do you place any restrictions on farming practices on your land?

Answered: 29 Skipped: 63



	Yes	No	Total
Q1: Full-time farmer (more than 50% of household income from farming)	100.00% 1	0.00% 0	3.45% 1
Q1: Part-time farmer (less than 50% of household income from farming)	75.00% 3	25.00% 1	13.79% 4
Q1: Landowner who rents or leases land to farmer	57.14% 12	42.86% 9	72.41% 21
Q1: Owner of open land that is not farmed	100.00% 2	0.00% 0	6.90% 2
Q1: None of the above	0.00% 0	100.00% 1	3.45% 1
Total Respondents	18	11	29

March 2016

Q12 A. Please describe the land you use for farming:

Answered: 29 Skipped: 63

	1) How many acres do you own?	2) How many additional acres do you rent for farming?	Total
Q1: Full-time farmer (more than 50% of household income from farming)	100.00% 12	83.33% 10	75.86% 22
Q1: Part-time farmer (less than 50% of household income from farming)	100.00% 9	66.67% 6	51.72% 15
Q1: Landowner who rents or leases land to farmer	80.00% 4	100.00% 5	31.03% 9
Q1: Owner of open land that is not farmed	100.00% 2	0.00% 0	6.90% 2
Q1: None of the above	100.00% 1	100.00% 1	6.90% 2
Total Respondents	28	22	29

#	[1] How many acres do you own? Q1: Full-time farmer (more than 50% of household income from farming)	Date
1	184	4/1/2016 3:53 PM
2	100	4/1/2016 12:28 PM
3	400	3/24/2016 2:21 PM
4	over 500	3/24/2016 10:07 AM
5	600	3/22/2016 5:33 PM
6	100	3/22/2016 3:47 PM
7	150	3/22/2016 3:20 PM
8	100	3/22/2016 1:20 PM
9	1890.80	3/22/2016 12:59 PM
10	580	3/22/2016 11:16 AM
11	580	3/22/2016 11:08 AM
12	1300	3/22/2016 10:14 AM
#	[1] How many acres do you own? Q1: Part-time farmer (less than 50% of household income from farming)	Date
1	107	4/4/2016 11:03 AM
2	~30	3/28/2016 12:54 PM
3	34	3/23/2016 11:49 AM
4	200	3/23/2016 11:33 AM
5	220	3/23/2016 11:22 AM
6	4	3/22/2016 6:27 PM
7	87	3/22/2016 3:15 PM
8	81	3/17/2016 4:53 PM
9	48	3/17/2016 4:39 PM
#	[1] How many acres do you own? Q1: Landowner who rents or leases land to farmer	Date
1	44	4/1/2016 4:04 PM
2	56	3/23/2016 11:16 AM
3	30+	3/22/2016 1:09 PM
4	105	3/17/2016 7:59 PM
#	[1] How many acres do you own? Q1: Owner of open land that is not farmed	Date
1	21	4/3/2016 11:11 AM
2	40	3/24/2016 11:27 AM
#	[1] How many acres do you own? Q1: None of the above	Date
1	19	3/23/2016 10:36 AM
#	[2] How many additional acres do you rent for farming? Q1: Full-time farmer (more than 50% of household income from farming)	Date
1	0	4/1/2016 3:53 PM
2	0	4/1/2016 12:28 PM
3	150	3/24/2016 2:21 PM
4	1400	3/22/2016 5:33 PM
5	110	3/22/2016 3:47 PM
6	275	3/22/2016 3:20 PM
7	1500	3/22/2016 12:59 PM
8	350	3/22/2016 11:16 AM
9	350	3/22/2016 11:08 AM
10	1500	3/22/2016 10:14 AM

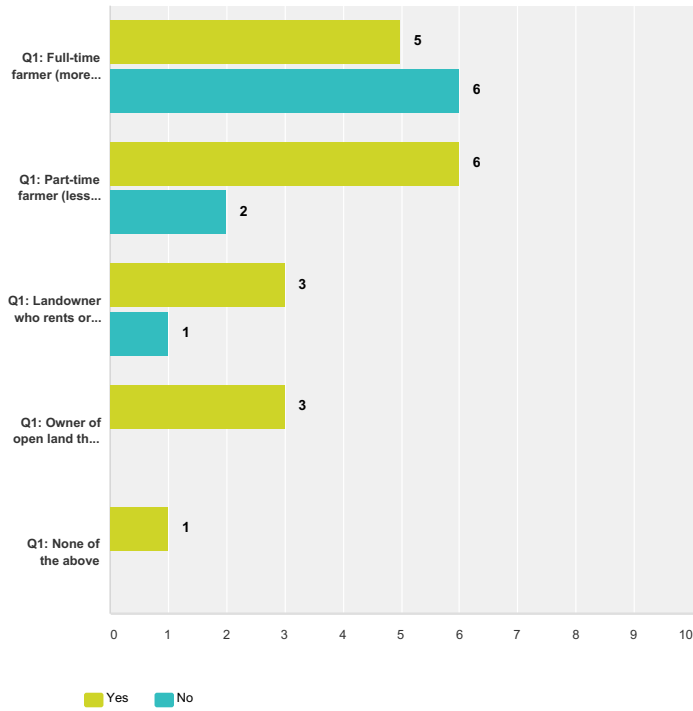
March 2016

#	[2] How many additional acres do you rent for farming? Q1: Part-time farmer (less than 50% of household income from farming)	Date
1	0	4/4/2016 11:03 AM
2	0	3/23/2016 11:33 AM
3	0	3/23/2016 11:22 AM
4	0	3/22/2016 6:27 PM
5	0	3/17/2016 4:53 PM
6	0	3/17/2016 4:39 PM
#	[2] How many additional acres do you rent for farming? Q1: Landowner who rents or leases land to farmer	Date
1	58	4/1/2016 4:04 PM
2	0	3/23/2016 11:16 AM
3	0	3/22/2016 5:07 PM
4	0	3/22/2016 1:09 PM
5	15	3/17/2016 7:59 PM
#	[2] How many additional acres do you rent for farming? Q1: Owner of open land that is not farmed	Date
	There are no responses.	
#	[2] How many additional acres do you rent for farming? Q1: None of the above	Date
1	0	3/23/2016 10:36 AM

March 2016

Q13 A.3) Is all of the farmland you work in the Town of Canandaigua?

Answered: 27 Skipped: 65



	Yes	No	Total
Q1: Full-time farmer (more than 50% of household income from farming)	45.45% 5	54.55% 6	40.74% 11
Q1: Part-time farmer (less than 50% of household income from farming)	75.00% 6	25.00% 2	29.63% 8
Q1: Landowner who rents or leases land to farmer	75.00% 3	25.00% 1	14.81% 4
Q1: Owner of open land that is not farmed	100.00% 3	0.00% 0	11.11% 3
Q1: None of the above	100.00% 1	0.00% 0	3.70% 1
Total Respondents	18	9	27

March 2016

Q14 If No, in what other Towns do you also own or rent farmland?

Answered: 8 Skipped: 84

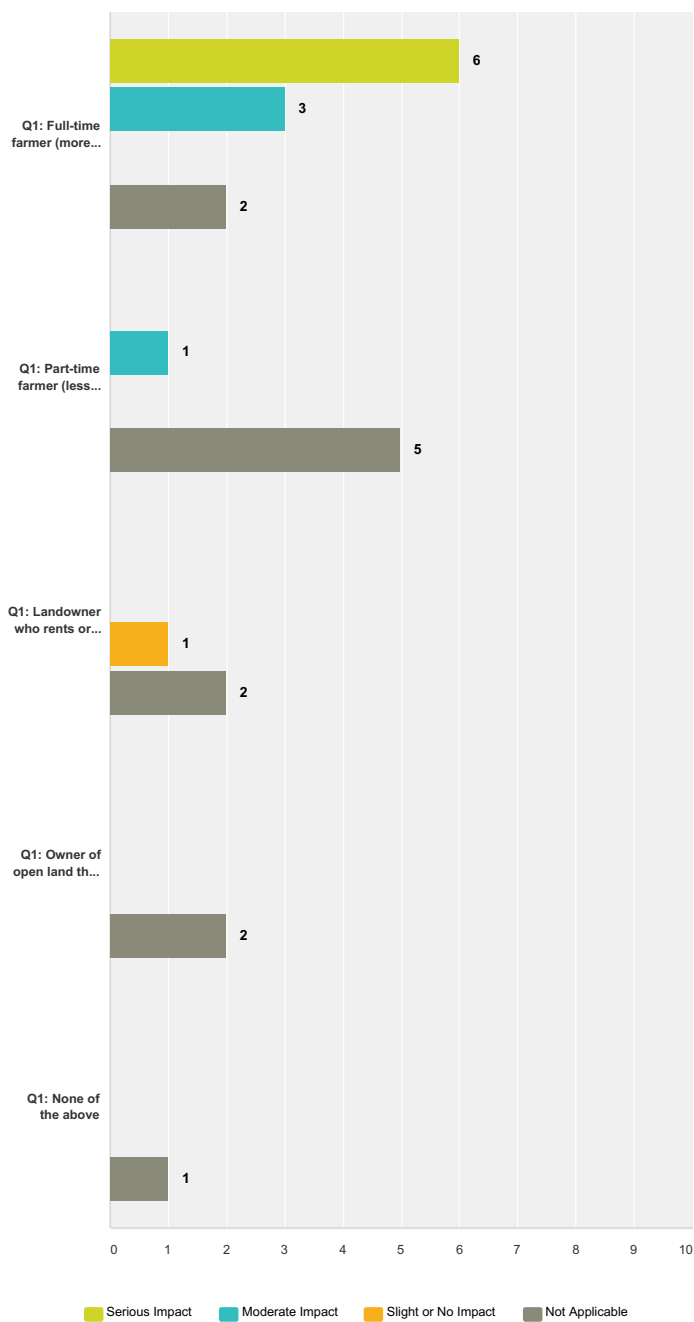
	If No, in what other Towns do you also own or rent farmland?	Total
Q1: Full-time farmer (more than 50% of household income from farming)	100.00% 6	75.00% 6
Q1: Part-time farmer (less than 50% of household income from farming)	100.00% 2	25.00% 2
Q1: Landowner who rents or leases land to farmer	0.00% 0	0.00% 0
Q1: Owner of open land that is not farmed	0.00% 0	0.00% 0
Q1: None of the above	0.00% 0	0.00% 0
Total Respondents	8	8

#	Q1: Full-time farmer (more than 50% of household income from farming)	Date
1	South Bristol/Bristol	4/1/2016 3:53 PM
2	Farmington	3/24/2016 10:07 AM
3	Hopewell,Bristol,Richmond,Macedon,Victor,Shortsville, Farmington,	3/22/2016 5:33 PM
4	Hopewell	3/22/2016 3:47 PM
5	Bloomfield, Victor	3/22/2016 12:59 PM
6	East-West Bloomfield-Richmond	3/22/2016 10:14 AM
#	Q1: Part-time farmer (less than 50% of household income from farming)	Date
1	South Bristol	3/23/2016 11:49 AM
2	Bristol	3/23/2016 11:22 AM
#	Q1: Landowner who rents or leases land to farmer	Date
	There are no responses.	
#	Q1: Owner of open land that is not farmed	Date
	There are no responses.	
#	Q1: None of the above	Date
	There are no responses.	

March 2016

Q15 A.4) If your rented land were no longer available, how would that affect your operation?

Answered: 23 Skipped: 69

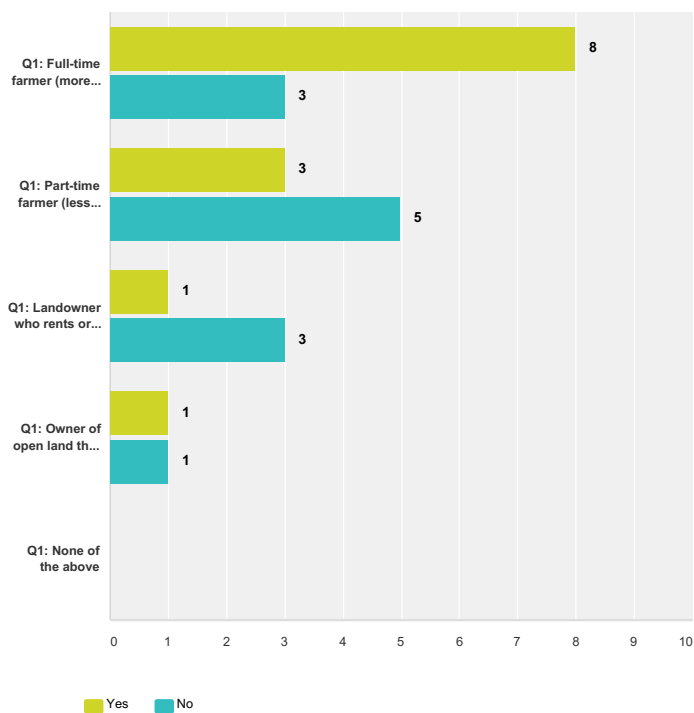


	Serious Impact	Moderate Impact	Slight or No Impact	Not Applicable	Total
Q1: Full-time farmer (more than 50% of household income from farming)	54.55% 6	27.27% 3	0.00% 0	18.18% 2	47.83% 11
Q1: Part-time farmer (less than 50% of household income from farming)	0.00% 0	16.67% 1	0.00% 0	83.33% 5	26.09% 6
Q1: Landowner who rents or leases land to farmer	0.00% 0	0.00% 0	33.33% 1	66.67% 2	13.04% 3
Q1: Owner of open land that is not farmed	0.00% 0	0.00% 0	0.00% 0	100.00% 2	8.70% 2
Q1: None of the above	0.00% 0	0.00% 0	0.00% 0	100.00% 1	4.35% 1
Total Respondents	6	4	1	12	23

March 2016

Q16 B. Do you have a formal plan to ensure that your land will continue to be farmed by future generations?

Answered: 25 Skipped: 67

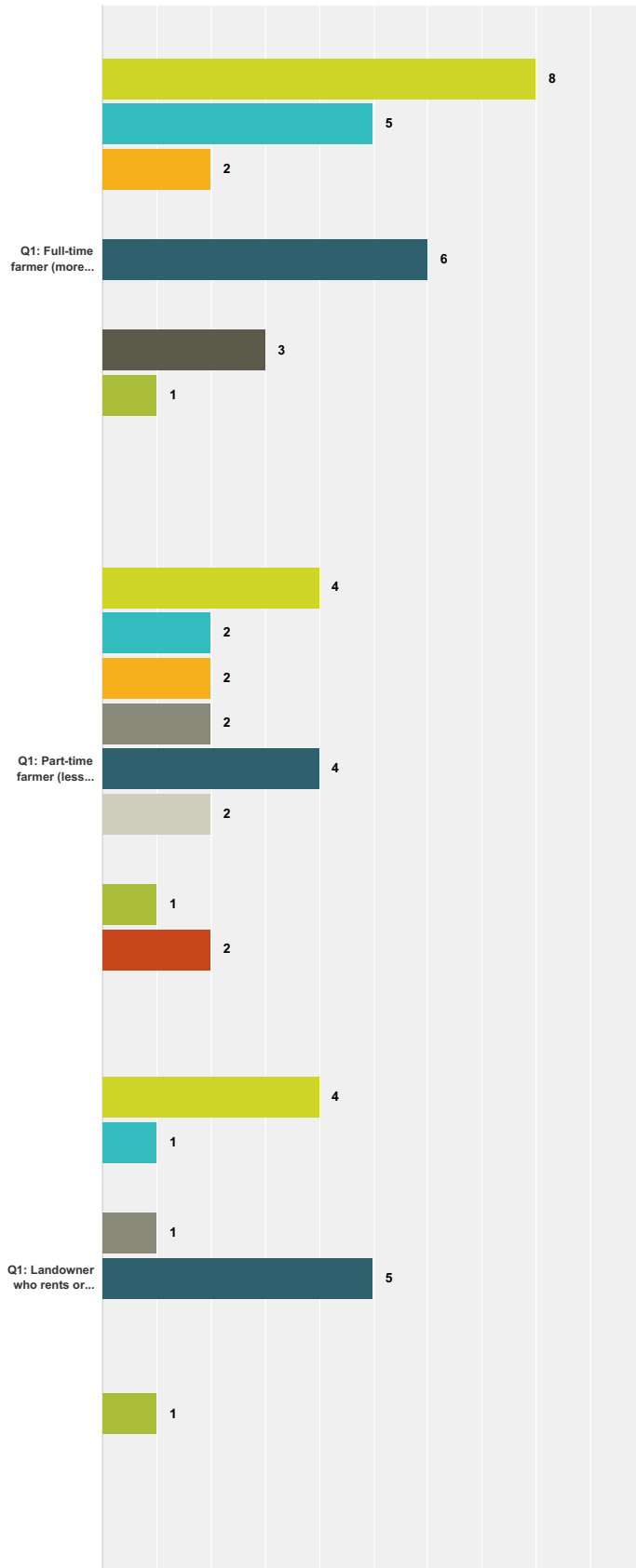


	Yes	No	Total
Q1: Full-time farmer (more than 50% of household income from farming)	72.73% 8	27.27% 3	44.00% 11
Q1: Part-time farmer (less than 50% of household income from farming)	37.50% 3	62.50% 5	32.00% 8
Q1: Landowner who rents or leases land to farmer	25.00% 1	75.00% 3	16.00% 4
Q1: Owner of open land that is not farmed	50.00% 1	50.00% 1	8.00% 2
Q1: None of the above	0.00% 0	0.00% 0	0.00% 0
Total Respondents	13	12	25


March 2016

Q17 C. Please list the products produced on the farm (hay, livestock, vegetables, horticulture, corn, soybeans, hay, dairy, etc.) (check all that apply)

Answered: 29 Skipped: 63



March 2016



	Hay	Livestock (cattle, sheep, etc.)	Vegetables, sweet corn	Nursery/horticultural	Corn for grain	Maple syrup	Dairy products	Eggs	Christmas trees	Total
Q1: Full-time farmer (more than 50% of household income from farming)	72.73% 8	45.45% 5	18.18% 2	0.00% 0	54.55% 6	0.00% 0	27.27% 3	9.09% 1	0.00% 0	86.21% 25
Q1: Part-time farmer (less than 50% of household income from farming)	50.00% 4	25.00% 2	25.00% 2	25.00% 2	50.00% 4	25.00% 2	0.00% 0	12.50% 1	25.00% 2	65.52% 19
Q1: Landowner who rents or leases land to farmer	66.67% 4	16.67% 1	0.00% 0	16.67% 1	83.33% 5	0.00% 0	0.00% 0	16.67% 1	0.00% 0	41.38% 12
Q1: Owner of open land that is not farmed	66.67% 2	0.00% 0	0.00% 0	66.67% 2	33.33% 1	0.00% 0	0.00% 0	0.00% 0	0.00% 0	17.24% 5
Q1: None of the above	100.00% 1	0.00% 0	0.00% 0	0.00% 0	0.00% 0	0.00% 0	0.00% 0	0.00% 0	0.00% 0	3.45% 1
Total Respondents	19	8	4	5	16	2	3	3	2	29
									Other	Total
Q1: Full-time farmer (more than 50% of household income from farming)									7	7
Q1: Part-time farmer (less than 50% of household income from farming)									5	5
Q1: Landowner who rents or leases land to farmer									1	1
Q1: Owner of open land that is not farmed									0	0
Q1: None of the above									1	1

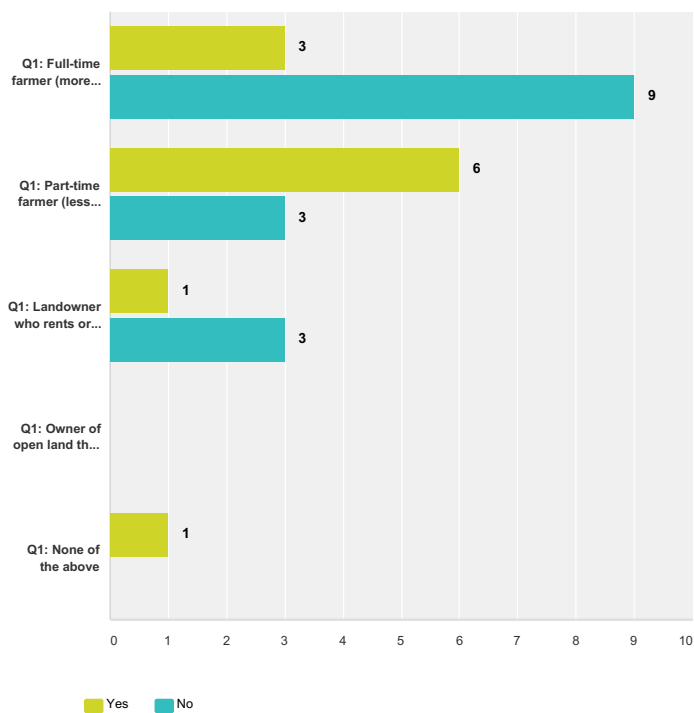
March 2016

#	Q1: Full-time farmer (more than 50% of household income from farming)	Date
1	Grapes	4/1/2016 3:54 PM
2	Grapes	4/1/2016 12:28 PM
3	Soybeans	3/24/2016 2:21 PM
4	soybeans,wheat,oats,rye,bale straw for bedding and erosion control	3/22/2016 5:37 PM
5	wheat	3/22/2016 3:47 PM
6	Wheat soybeans	3/22/2016 12:59 PM
7	ns-wheat	3/22/2016 10:20 AM
#	Q1: Part-time farmer (less than 50% of household income from farming)	Date
1	Soybeans	4/4/2016 11:04 AM
2	Honey	3/23/2016 11:50 AM
3	hops	3/23/2016 11:34 AM
4	Certified forest, hardwood	3/23/2016 11:23 AM
5	Hops	3/17/2016 4:40 PM
#	Q1: Landowner who rents or leases land to farmer	Date
1	all crops	3/23/2016 11:17 AM
#	Q1: Owner of open land that is not farmed	Date
	There are no responses.	
#	Q1: None of the above	Date
1	Race horses	3/23/2016 10:37 AM

March 2016

Q18 D. Are some or all of your products organically grown?

Answered: 26 Skipped: 66

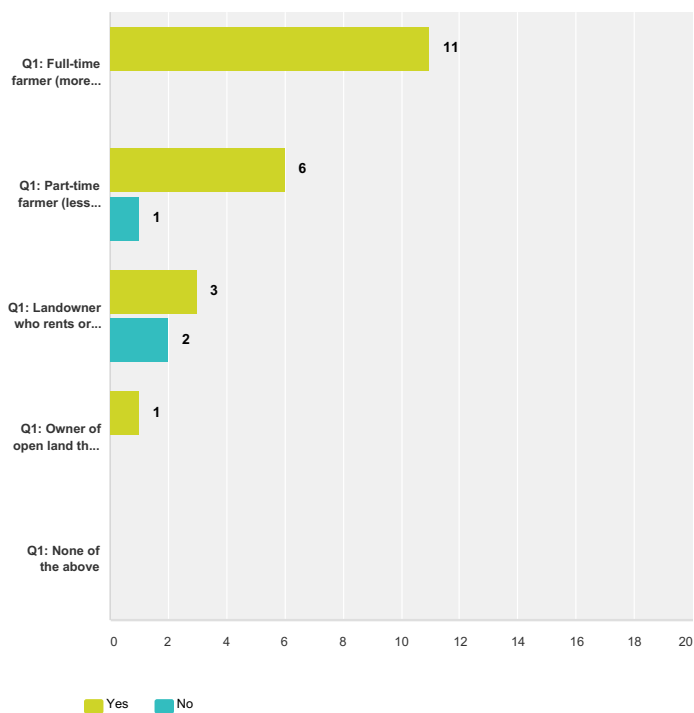


	Yes	No	Total
Q1: Full-time farmer (more than 50% of household income from farming)	25.00% 3	75.00% 9	46.15% 12
Q1: Part-time farmer (less than 50% of household income from farming)	66.67% 6	33.33% 3	34.62% 9
Q1: Landowner who rents or leases land to farmer	25.00% 1	75.00% 3	15.38% 4
Q1: Owner of open land that is not farmed	0.00% 0	0.00% 0	0.00% 0
Q1: None of the above	100.00% 1	0.00% 0	3.85% 1
Total Respondents	11	15	26

March 2016

Q19 E. Have you installed or use best management practices on your farm to protect water quality and the environment?

Answered: 24 Skipped: 68

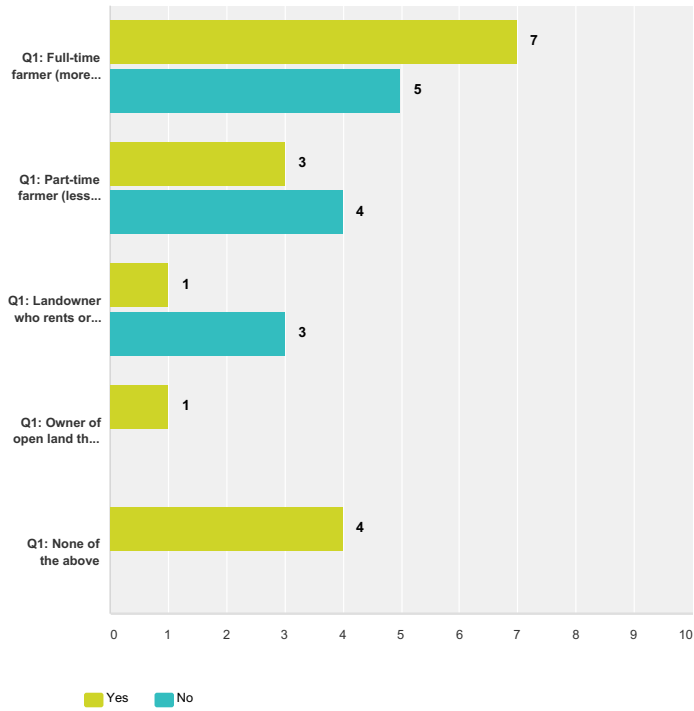


	Yes	No	Total
Q1: Full-time farmer (more than 50% of household income from farming)	100.00% 11	0.00% 0	45.83% 11
Q1: Part-time farmer (less than 50% of household income from farming)	85.71% 6	14.29% 1	29.17% 7
Q1: Landowner who rents or leases land to farmer	60.00% 3	40.00% 2	20.83% 5
Q1: Owner of open land that is not farmed	100.00% 1	0.00% 0	4.17% 1
Q1: None of the above	0.00% 0	0.00% 0	0.00% 0
Total Respondents	21	3	24

March 2016

Q20 F. If the Town had a Farm Day with tours, would you participate?

Answered: 28 Skipped: 64



	Yes	No	Total
Q1: Full-time farmer (more than 50% of household income from farming)	58.33% 7	41.67% 5	42.86% 12
Q1: Part-time farmer (less than 50% of household income from farming)	42.86% 3	57.14% 4	25.00% 7
Q1: Landowner who rents or leases land to farmer	25.00% 1	75.00% 3	14.29% 4
Q1: Owner of open land that is not farmed	100.00% 1	0.00% 0	3.57% 1
Q1: None of the above	100.00% 4	0.00% 0	14.29% 4
Total Respondents	16	12	28

March 2016

Q21 G. Do you think that farming will continue to be financially viable for you and your family 10 years from now?

Answered: 21 Skipped: 71

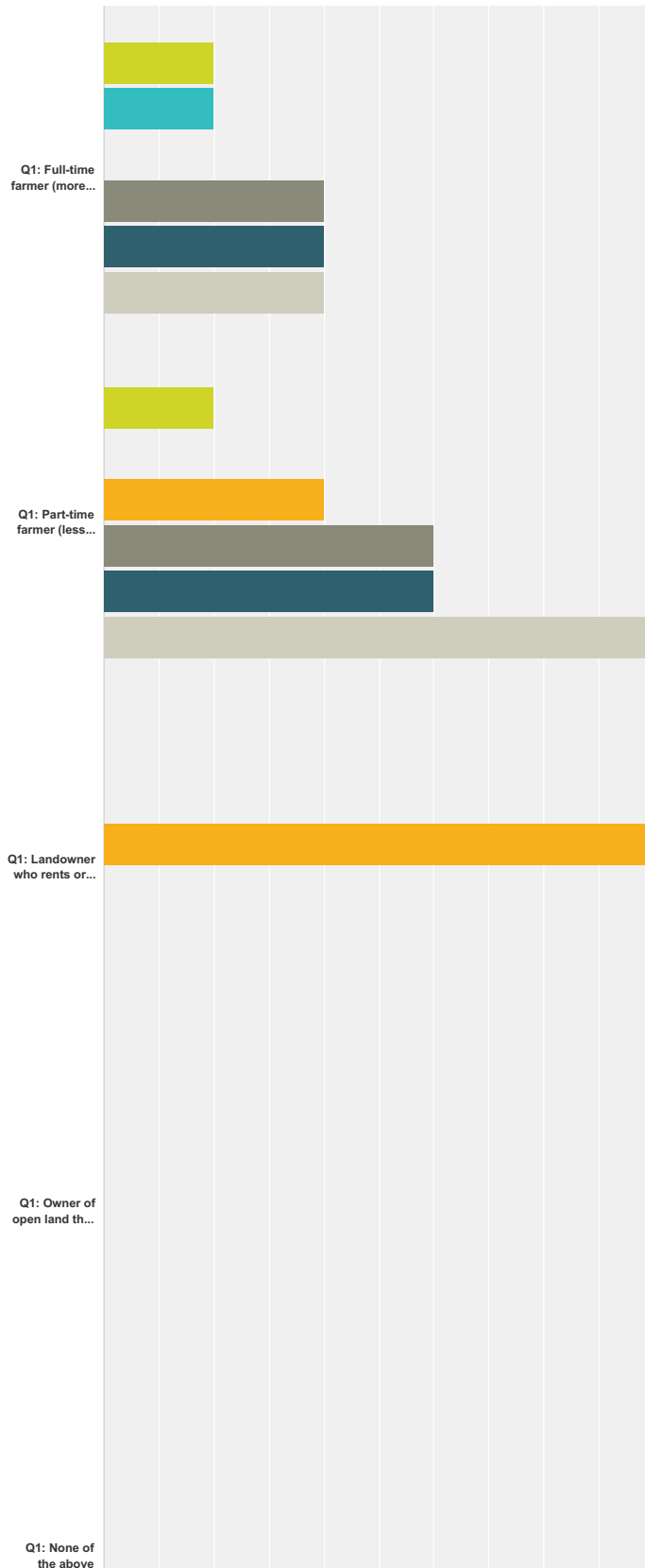
	G. Do you think that farming will continue to be financially viable for you and your family 10 years from now?	Total
Q1: Full-time farmer (more than 50% of household income from farming)	100.00% 11	52.38% 11
Q1: Part-time farmer (less than 50% of household income from farming)	100.00% 7	33.33% 7
Q1: Landowner who rents or leases land to farmer	100.00% 2	9.52% 2
Q1: Owner of open land that is not farmed	100.00% 1	4.76% 1
Q1: None of the above	0.00% 0	0.00% 0
Total Respondents	21	21

#	Q1: Full-time farmer (more than 50% of household income from farming)	Date
1	too many rules and regs and interference from Federal and State Govs	4/1/2016 3:54 PM
2	One man show, I can only do so much. No good labor	4/1/2016 12:28 PM
3	Yes, hope so	3/24/2016 10:08 AM
4	No not the way markets are today not with out help from USDA and Towns that are willing to participate in PDR's	3/22/2016 5:37 PM
5	No, we are both 82, our farmland ownership has been transferred tour 3 sons, none of whom have any interest in farming	3/22/2016 3:47 PM
6	Yes, because our farm has rich organic soil and if we aren't farming someone will rent our land to operate organic	3/22/2016 3:21 PM
7	No \$15 min wage	3/22/2016 1:21 PM
8	Yes, the world needs food and the town is being proactive in protecting farmlands	3/22/2016 12:59 PM
9	Yes	3/22/2016 11:17 AM
10	ve been willing tochange and adapt to the economic realities of commercial agriculture. Strategic planning, investment, human resource development, industry benchmarking - all practices that we devote time and energy to. We are not lifestyle farmers. We ran a business that needs profits and growth over time to remain viable.	3/22/2016 11:14 AM
11	Yes - Farm has been expanding for next generation. Have 3 sons as partners.	3/22/2016 10:20 AM
#	Q1: Part-time farmer (less than 50% of household income from farming)	Date
1	yes, why not	4/4/2016 11:04 AM
2	No	3/23/2016 11:50 AM
3	Yes - Children want to continue, all here or are getting degrees in agronomics, environmental, plant pathology.	3/23/2016 11:34 AM
4	No, the taxes are too high! The town is not recognizing my forestry plan. I am a certified farmer.	3/23/2016 11:23 AM
5	yes, maybe as a part time income	3/22/2016 6:28 PM
6	Yes, with proper management practices and demand for grass fed free range livestock	3/17/2016 4:54 PM
7	Yes	3/17/2016 4:40 PM
#	Q1: Landowner who rents or leases land to farmer	Date
1	Taxes	4/1/2016 4:04 PM
2	Yes, I probably won't be here in 10 years, but would like family to continue farming here.	3/23/2016 11:17 AM
#	Q1: Owner of open land that is not farmed	Date
1	Yes, family heritage will ensure organic plantings and care which has higher and higher value to the populace.	3/24/2016 11:28 AM
#	Q1: None of the above	Date
	There are no responses.	

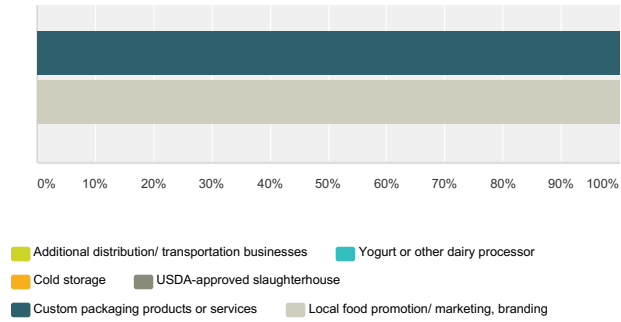
March 2016

Q22 H. (1) Which of the following Processors or Services would be most likely to improve your farm financially if located in the Town or nearby? (check all that apply)

Answered: 13 Skipped: 79



March 2016



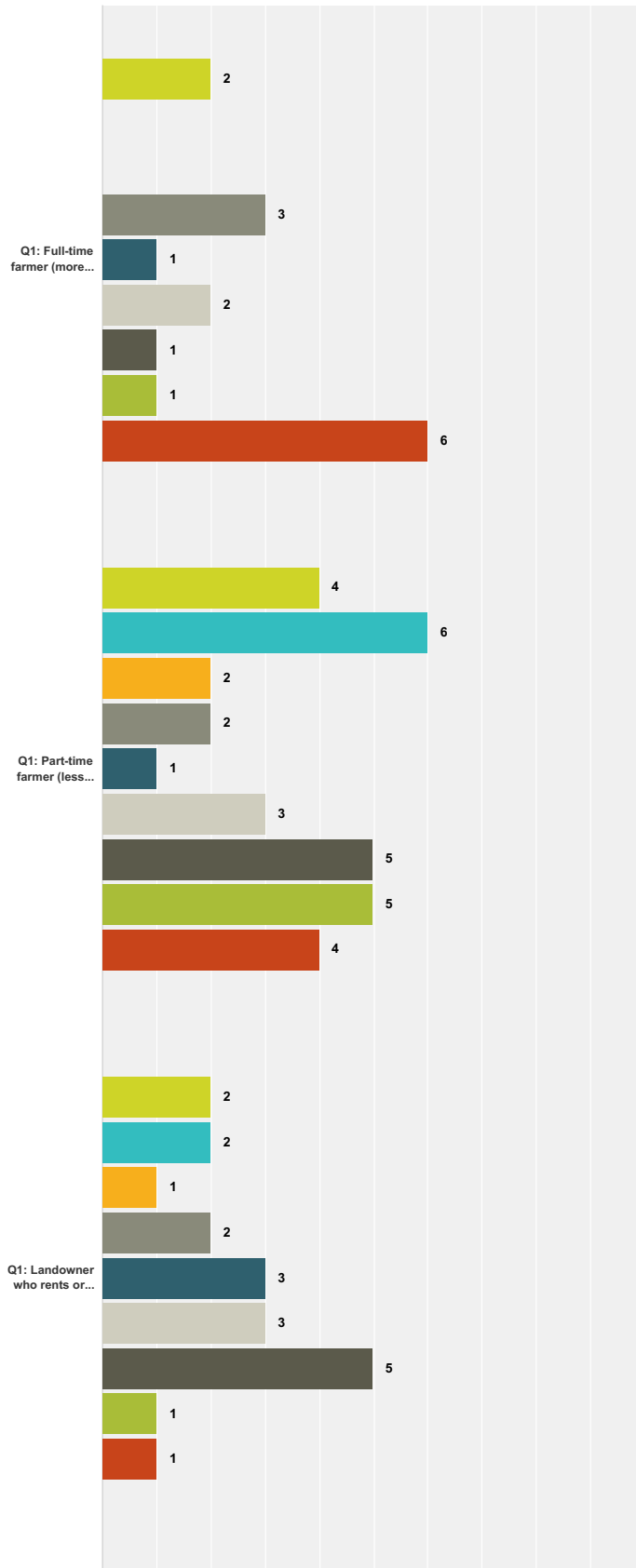
	Additional distribution/ transportation businesses	Yogurt or other dairy processor	Cold storage	USDA-approved slaughterhouse	Custom packaging products or services	Local food promotion/ marketing, branding	Total
Q1: Full-time farmer (more than 50% of household income from farming)	20.00% 1	20.00% 1	0.00% 0	40.00% 2	40.00% 2	40.00% 2	61.54% 8
Q1: Part-time farmer (less than 50% of household income from farming)	20.00% 1	0.00% 0	40.00% 2	60.00% 3	60.00% 3	100.00% 5	107.69% 14
Q1: Landowner who rents or leases land to farmer	0.00% 0	0.00% 0	100.00% 2	0.00% 0	0.00% 0	0.00% 0	15.38% 2
Q1: Owner of open land that is not farmed	0.00% 0	0.00% 0	0.00% 0	0.00% 0	0.00% 0	0.00% 0	0.00% 0
Q1: None of the above	0.00% 0	0.00% 0	0.00% 0	0.00% 0	100.00% 1	100.00% 1	15.38% 2
Total Respondents	2	1	4	5	6	8	13
Other (please specify)						Total	
Q1: Full-time farmer (more than 50% of household income from farming)						1	1
Q1: Part-time farmer (less than 50% of household income from farming)						1	1
Q1: Landowner who rents or leases land to farmer						0	0
Q1: Owner of open land that is not farmed						0	0
Q1: None of the above						0	0

#	Q1: Full-time farmer (more than 50% of household income from farming)	Date
1	Can create an environment for these things but never successfully engineers them. Private markets know best	3/22/2016 11:21 AM
#	Q1: Part-time farmer (less than 50% of household income from farming)	Date
1	Promotion of local products through the culinary center	3/17/2016 4:58 PM
#	Q1: Landowner who rents or leases land to farmer	Date
	There are no responses.	
#	Q1: Owner of open land that is not farmed	Date
	There are no responses.	
#	Q1: None of the above	Date
	There are no responses.	

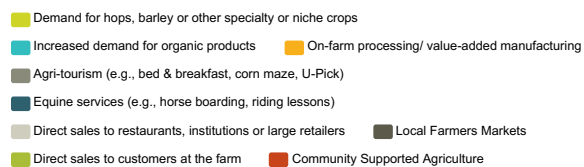
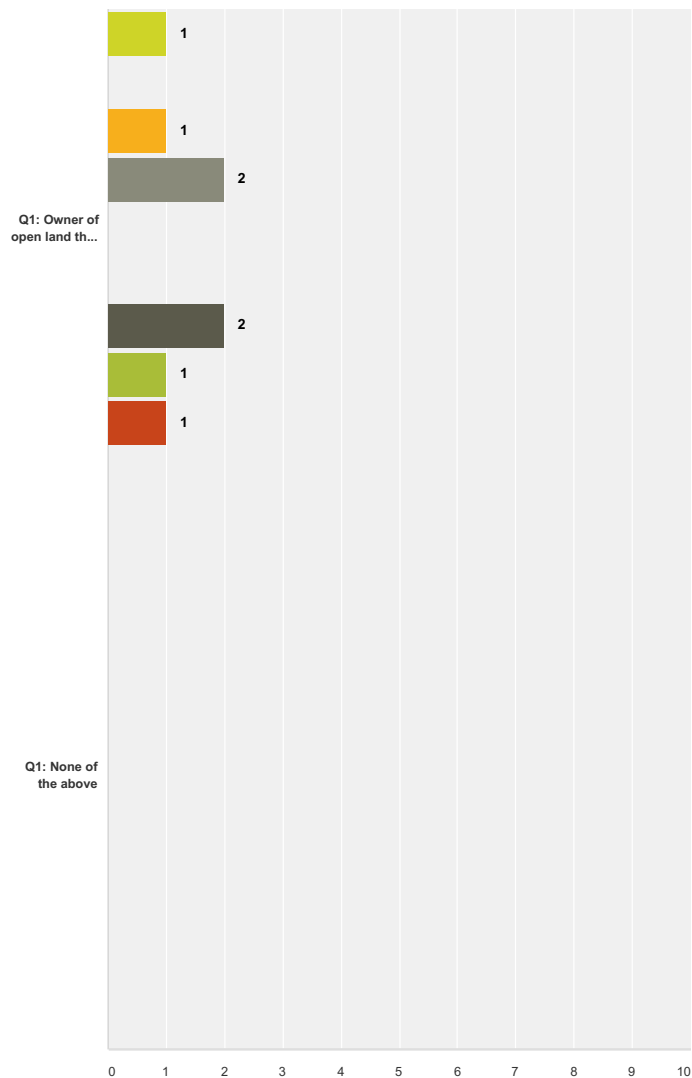
March 2016

**Q23 H.(2) Which of the following Markets
would be most likely to improve your farm
financially if located in the Town or nearby?
(check all that apply)**

Answered: 24 Skipped: 68



March 2016



	Demand for hops, barley or other specialty or niche crops	Increased demand for organic products	On-farm processing/ value-added manufacturing	Agri-tourism (e.g., bed & breakfast, corn maze, U-Pick)	Equine services (e.g., horse boarding, riding lessons)	Direct sales to restaurants, institutions or large retailers	Local Farmers Markets	Direct sales to customers at the farm	Community Supported Agriculture	Total
Q1: Full-time farmer (more than 50% of household income from farming)	28.57% 2	0.00% 0	0.00% 0	42.86% 3	14.29% 1	28.57% 2	14.29% 1	14.29% 1	85.71% 6	66.67% 16
Q1: Part-time farmer (less than 50% of household income from farming)	44.44% 4	66.67% 6	22.22% 2	22.22% 2	11.11% 1	33.33% 3	55.56% 5	55.56% 5	44.44% 4	133.33% 32
Q1: Landowner who rents or leases land to farmer	40.00% 2	40.00% 2	20.00% 1	40.00% 2	60.00% 3	60.00% 3	100.00% 5	20.00% 1	20.00% 1	83.33% 20

March 2016

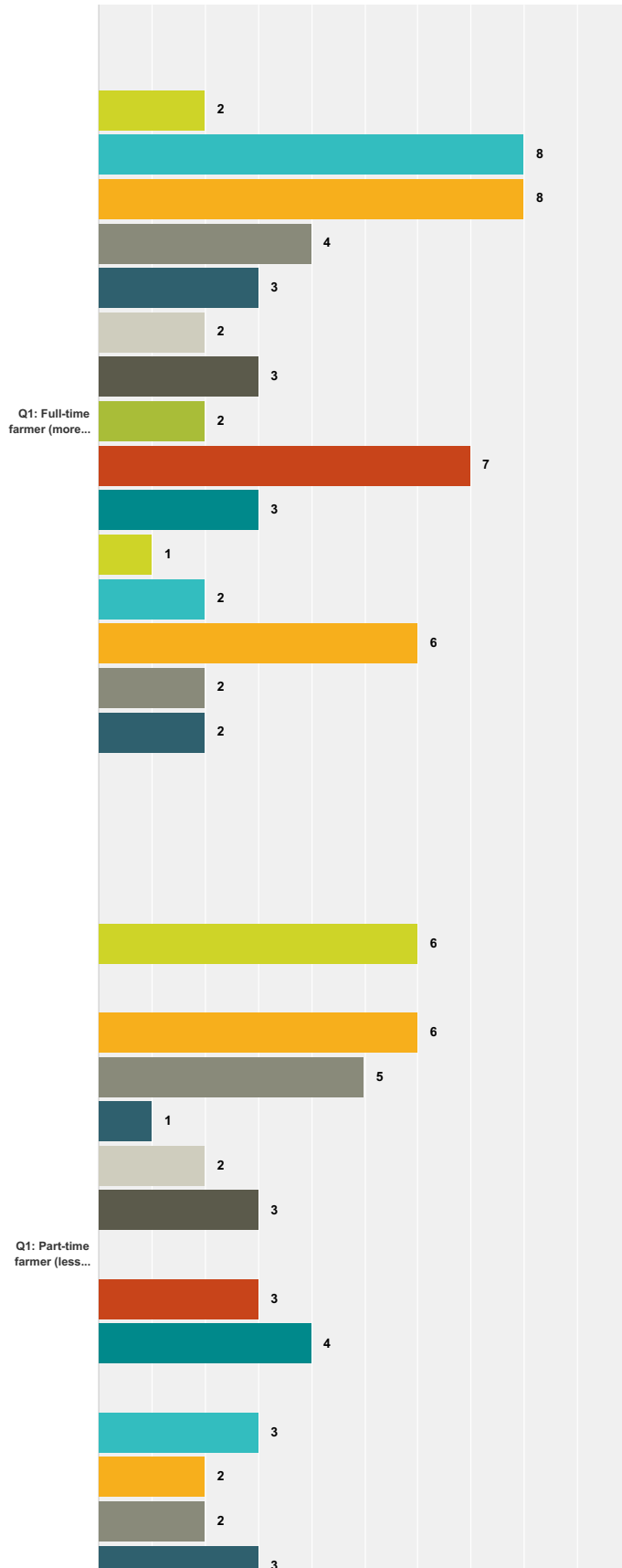
Q1: Owner of open land that is not farmed	33.33% 1	0.00% 0	33.33% 1	66.67% 2	0.00% 0	0.00% 0	66.67% 2	33.33% 1	33.33% 1	33.33% 8
Q1: None of the above	0.00% 0	0.00% 0	0.00% 0	0.00% 0	0.00% 0	0.00% 0	0.00% 0	0.00% 0	0.00% 0	0.00% 0
Total Respondents	9	8	4	9	5	8	13	8	12	24
							Other (please specify)		Total	
Q1: Full-time farmer (more than 50% of household income from farming)							1		1	
Q1: Part-time farmer (less than 50% of household income from farming)							0		0	
Q1: Landowner who rents or leases land to farmer							2		2	
Q1: Owner of open land that is not farmed							0		0	
Q1: None of the above							0		0	

#	Q1: Full-time farmer (more than 50% of household income from farming)	Date
1	Public understanding a education about the imortance of agriculture. Branding that CDGA is a farm friendly town	3/22/2016 11:21 AM
#	Q1: Part-time farmer (less than 50% of household income from farming)	Date
	There are no responses.	
#	Q1: Landowner who rents or leases land to farmer	Date
1	expand to dog boarding	4/1/2016 4:06 PM
2	I would continue to rent it for crops	3/23/2016 11:19 AM
#	Q1: Owner of open land that is not farmed	Date
	There are no responses.	
#	Q1: None of the above	Date
	There are no responses.	

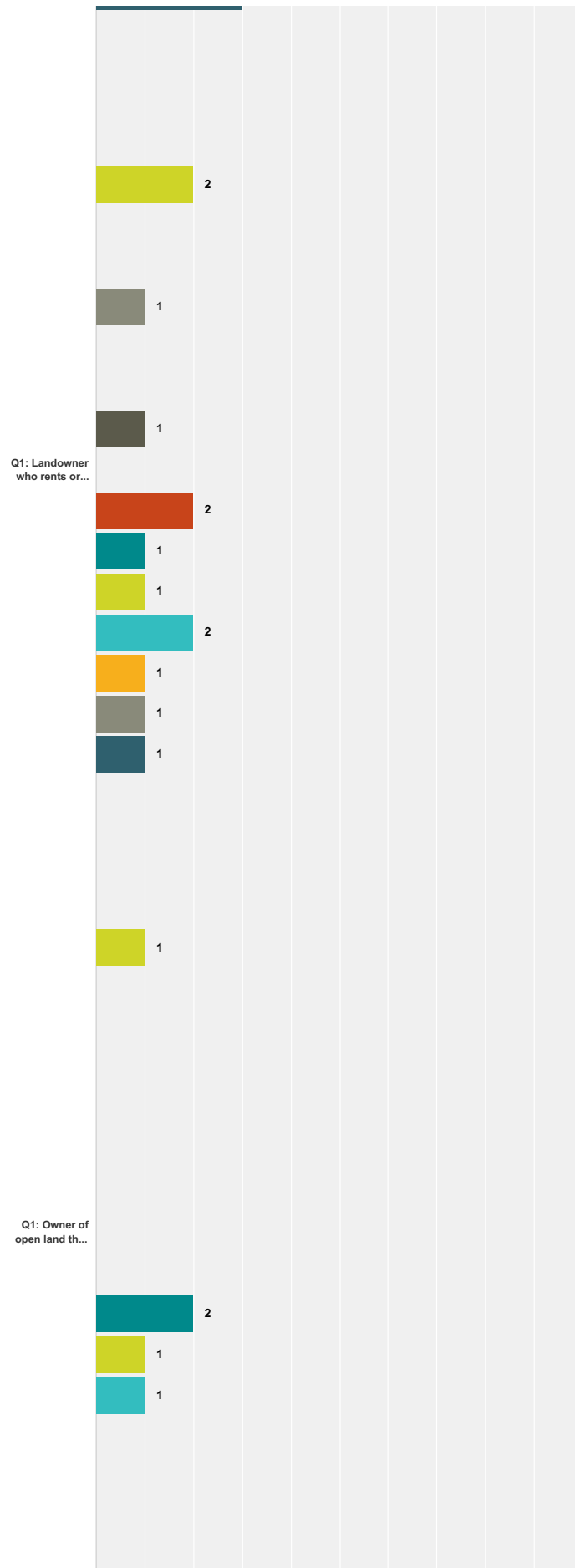
March 2016

Q24 I. Which of the following are challenges to your farm operation? (check all that apply):

Answered: 26 Skipped: 66



March 2016



March 2016

Q1: None of the above

- Pressure to develop/sell land for development
- Conflicts with other vehicles/ drivers when moving farm equipment on roadways
- Commodity prices/ Production costs (equipment, fuel, labor)
- Availability of suitable farm labor
- Access to financing
- Government regulations (environmental, labor, etc.)
- Succession plan for land to stay in farming
- Drainage/ maintenance of drainage improvements
- Access to support services and supplies (financing, legal, equipment, feed, etc.)
- Inadequate infrastructure (public water, high speed internet, etc.)
- Availability/ cost of land
- Access to markets, processors or distributors
- Suitable/ affordable housing for farm labor
- Conflicts/ complaints from residential neighbors
- Lack of public understanding of farming

	Pressure to develop/sell land for development	Conflicts with other vehicles/ drivers when moving farm equipment on roadways	Commodity prices/ Production costs (equipment, fuel, labor)	Availability/ cost of land	Availability of suitable farm labor	Access to markets, processors or distributors	Access to financing	Suitable/ affordable housing for farm labor	Government regulations (environmental, labor, etc.)	Succession plan for land to stay in farming	Conflicts/ complaints from residential neighbors	Drainage/ maintenance of drainage improvements	Lack of public understanding of farming	Access to support services and supplies (financing, legal, equipment, feed, etc.)
Q1: Full-time farmer (more than 50% of household income from farming)	22.22% 2	88.89% 8	88.89% 8	44.44% 4	33.33% 3	22.22% 2	33.33% 3	22.22% 2	77.78% 7	33.33% 3	11.11% 1	22.22% 2	66.67% 6	22.22% 2
Q1: Part-time farmer (less than 50% of household income from farming)	60.00% 6	0.00% 0	60.00% 6	50.00% 5	10.00% 1	20.00% 2	30.00% 3	0.00% 0	30.00% 3	40.00% 4	0.00% 0	30.00% 3	20.00% 2	20.00% 2

March 2016

Q1: Landowner who rents or leases land to farmer	40.00% 2	0.00% 0	0.00% 0	20.00% 1	0.00% 0	0.00% 0	20.00% 1	0.00% 0	40.00% 2	20.00% 1	20.00% 1	40.00% 2	20.00% 1	20.00% 1
Q1: Owner of open land that is not farmed	50.00% 1	0.00% 0	0.00% 0	0.00% 0	0.00% 0	0.00% 0	0.00% 0	0.00% 0	0.00% 0	100.00% 2	50.00% 1	50.00% 1	0.00% 0	0.00% 0
Q1: None of the above	0.00% 0	0.00% 0	0.00% 0	0.00% 0	0.00% 0	0.00% 0	0.00% 0	0.00% 0	0.00% 0	0.00% 0	0.00% 0	0.00% 0	0.00% 0	0.00% 0
Total Respondents	11	8	14	10	4	4	7	2	12	10	3	8	9	5

	Other	Total
Q1: Full-time farmer (more than 50% of household income from farming)	1	1
Q1: Part-time farmer (less than 50% of household income from farming)	1	1
Q1: Landowner who rents or leases land to farmer	1	1
Q1: Owner of open land that is not farmed	0	0
Q1: None of the above	0	0

#	Q1: Full-time farmer (more than 50% of household income from farming)	Date
1	aging out - no successors	4/1/2016 3:55 PM
#	Q1: Part-time farmer (less than 50% of household income from farming)	Date
1	High taxes	3/23/2016 11:53 AM
#	Q1: Landowner who rents or leases land to farmer	Date
1	We don't want to be foreced to seel bacause the aprot may need more expansion land	3/23/2016 11:19 AM
#	Q1: Owner of open land that is not farmed	Date
	There are no responses.	
#	Q1: None of the above	Date
	There are no responses.	

March 2016

Q25 Name and Phone Number and/or e-mail (Optional):

Answered: 38 Skipped: 54

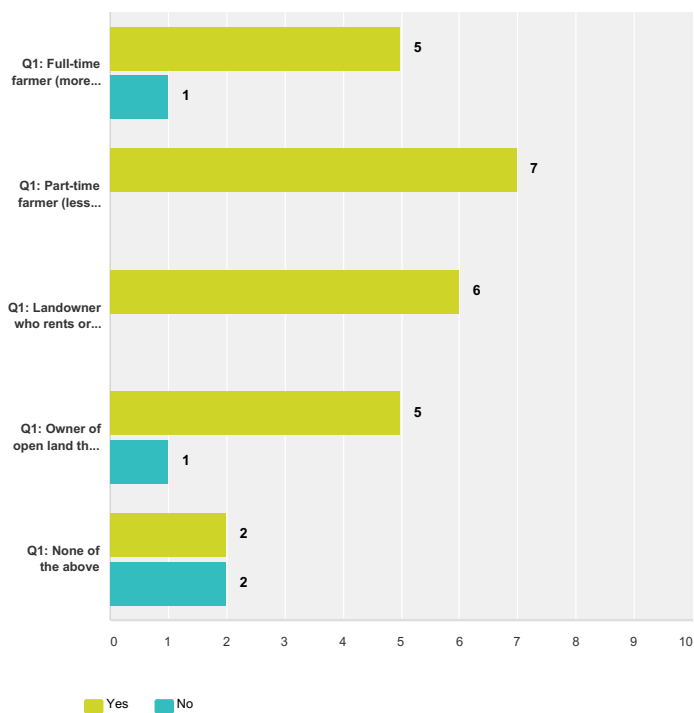
	Name and Phone Number and/or e-mail (Optional):	Total
Q1: Full-time farmer (more than 50% of household income from farming)	100.00% 7	18.42% 7
Q1: Part-time farmer (less than 50% of household income from farming)	100.00% 6	15.79% 6
Q1: Landowner who rents or leases land to farmer	100.00% 13	34.21% 13
Q1: Owner of open land that is not farmed	100.00% 10	26.32% 10
Q1: None of the above	100.00% 2	5.26% 2
Total Respondents	38	38

#	Q1: Full-time farmer (more than 50% of household income from farming)	Date
1	Jim Hicks 585-880-9618 NTSIX@ROCHESTER.RR.COM	4/1/2016 12:41 PM
2	Gerlock Farms R.E & Charles Gerlock 585-781-4636	3/24/2016 10:10 AM
3	Mark, Kim, Samantha and Tim Stryker 2135 County Road #8 Canandaigua, New York 14424 585-394-6272	3/22/2016 5:42 PM
4	wildonn@frontiernet.net	3/22/2016 3:47 PM
5	Brock Acres 585-394-3879 brockacresfarm@aol.com	3/22/2016 12:59 PM
6	John P. Knope fabafarms@gmail.com	3/22/2016 11:21 AM
7	Andy Rogers AngusFarmsLLC@frontiernet.net	3/22/2016 10:24 AM
#	Q1: Part-time farmer (less than 50% of household income from farming)	Date
1	JGlfus4@yahoo.com	4/4/2016 11:05 AM
2	G Coestbroon 585-754-7772	3/24/2016 10:51 AM
3	Jim Maloney 585-748-0875	3/23/2016 11:24 AM
4	Ron Yerkes ryerkes123@gmail.com	3/22/2016 6:32 PM
5	Travis Woolley twooley1@hotmail.com	3/22/2016 3:17 PM
6	Timothy Riley (585)313-6593	3/17/2016 4:58 PM
#	Q1: Landowner who rents or leases land to farmer	Date
1	Amy Morisey alm72@cornell.edu	4/5/2016 12:58 PM
2	Diane M. Whiteley 4577 Middle Cheshire road Canandaigua, MU 14424 619-709-7669 dianemwhiteley@gmail.com	4/4/2016 11:08 AM
3	MARK SUZUMOTO MKSUZUMOTO@VSSLAWYERS.COM	4/4/2016 10:15 AM
4	Peter and Grace Hurlbutt	4/1/2016 3:45 PM
5	Brian McCarthy 394-6959	4/1/2016 3:42 PM
6	Marge C. Vanlsecoltem	4/1/2016 3:19 PM
7	Mr. & Mrs. Harry K Schwarzweller and Elizabeth Schwarzweller 7027 Woolston Rd Bloomfield, NY 14469.	4/1/2016 2:04 PM
8	Torry A. Dekovski 585-576-8558	3/24/2016 11:08 AM
9	Scot Kesel skesel@canandaiguacheshier.com	3/24/2016 10:01 AM
10	Barbara Allen drafree@frontiernet.net	3/23/2016 11:27 AM
11	Ruth & Earl Outhouse 585-394-2558	3/23/2016 11:19 AM
12	Jim & Jane Salvski jim@jtsmanagement.com 585-755-5559	3/22/2016 3:11 PM
13	Dominic Boccanel 585-507-0808	3/22/2016 10:08 AM
#	Q1: Owner of open land that is not farmed	Date
1	David A Cerretto rbeep@rochester.rr.com	4/1/2016 1:00 PM
2	D. F. Marion 585-943-2726	3/24/2016 11:29 AM
3	John S. Fricano fricano@frontiernet.net 585-394-3474 5818 Smith Road	3/24/2016 10:25 AM
4	Eva R. Hoard	3/22/2016 3:08 PM
5	Marion Schwartz 585-396-3008 marion.schwartz@frontiernet.net	3/22/2016 1:26 PM
6	Greg Harding seed.greg@gmail.com	3/22/2016 1:13 PM
7	Patsy Krech pkrech@rochester.rr.com	3/22/2016 1:01 PM
8	Marianne Annisz Kiewicz 585-458-1504	3/22/2016 10:33 AM
9	Rick Constantino 394-7512	3/22/2016 10:11 AM
10	Keith Hutchings kmh1937@msn.com	3/22/2016 10:03 AM
#	Q1: None of the above	Date
1	Charles and Elizabeth Bement	4/1/2016 12:17 PM
2	lffemc@rit.edu	3/15/2016 8:31 AM

March 2016

Q26 Would you like to be notified of Town initiatives and events relating to agriculture?

Answered: 29 Skipped: 63



	Yes	No	Total
Q1: Full-time farmer (more than 50% of household income from farming)	83.33% 5	16.67% 1	20.69% 6
Q1: Part-time farmer (less than 50% of household income from farming)	100.00% 7	0.00% 0	24.14% 7
Q1: Landowner who rents or leases land to farmer	100.00% 6	0.00% 0	20.69% 6
Q1: Owner of open land that is not farmed	83.33% 5	16.67% 1	20.69% 6
Q1: None of the above	50.00% 2	50.00% 2	13.79% 4
Total Respondents	25	4	29

March 2016

Q27 Additional comments:

Answered: 10 Skipped: 82

	Additional comments:	Total
Q1: Full-time farmer (more than 50% of household income from farming)	100.00% 2	20.00% 2
Q1: Part-time farmer (less than 50% of household income from farming)	100.00% 1	10.00% 1
Q1: Landowner who rents or leases land to farmer	100.00% 4	40.00% 4
Q1: Owner of open land that is not farmed	100.00% 2	20.00% 2
Q1: None of the above	100.00% 1	10.00% 1
Total Respondents	10	10

#	Q1: Full-time farmer (more than 50% of household income from farming)	Date
1	Help	3/22/2016 5:42 PM
2	We see our farmland to be farmed into the future with 3 young families to support.. Our farm is based in East Bloomfield. We own a small parcel in Canandaigua. The taxes seem to be less in Canandaigua! Not in favor of selling development rights would seem that it promotes managing from the grave! Cannot stop progress it will come!	3/22/2016 10:24 AM
#	Q1: Part-time farmer (less than 50% of household income from farming)	Date
1	As a small farmer, I would benefit from having access to rent farm equipment for tillage and planting of pasture.	3/17/2016 4:58 PM
#	Q1: Landowner who rents or leases land to farmer	Date
1	In 10 years I would like to see my land farmed but in then years I may have to sell the house. I am considering before selling to turn the land over to the Land Trust so that it will remain wild. I hope the neighboring land owners will continue having their land farmed. My property at the present time has adjacent land farmed or wild. therefore y property has many animals and has a nice view without houses. encourage the farmers and give them incentives. The challenges to agriculture are the housing developments. The wind and beer industries can be opportunities to increase agriculture.	4/5/2016 1:20 PM
2	I think school tax should be based on the residence value only and not on the agricultural land value. Land doesn't send kids to school.	4/5/2016 12:31 PM
3	Mowing of field only - no discussion of planting crops have taken place. I have recently moved to Canandaigua, NY and am no longer a resident of California. Please correct my address to read as follows: Diane M. Whiteley 4577 Middle Cheshire Road Canandaigua, NY 14424 dianemwhiteley@gmail.com Thank you! Diane	4/4/2016 11:08 AM
4	School-house property on new Michigan Road/Yerkes Road= 23 acres is not/will not be formed - portion may be rented out for hay, etc. Main Homestead form - about 100 acres is and will be farmed out, rental remainder of land 16 acres - probably wooded, not farm acres. We've been considering making it as conservation area. We do need a better deal on the cultivated land - with present renter or new renter. perhaps the entire farm should be in a conservation area. Though if it can be arranged we'd like it to remain in agriculture. Biggest challenges to agriculture - erecting a better dialog between farmers and farmland owners. MOST IMPORTANTLY- Ontario County needs to focus more effort on more vibrant dialogue within the agricultural sector - and more open communication between farmers and farmland owners -To develop a sense of pride and oneness relative to this region's agriculture heritage	4/1/2016 2:04 PM
#	Q1: Owner of open land that is not farmed	Date
1	Since I do not use my land for anything other than allowing friends to hunt and occasional weed harvesting, I get REALLY annoyed that the Town continues to raise my taxes, based on nearby housing developments if I have my way my land will be forever wild	4/4/2016 12:56 PM
2	In ten years we see our farmland still viable and protected through the PAR and other initiatives. Presently a big challenge for farming is traffic both quantity and speed on the roads.	3/22/2016 10:03 AM
#	Q1: None of the above	Date
1	I would contact the Shaw family who are grape farmers on Route 21 for this survey.	3/17/2016 6:22 PM