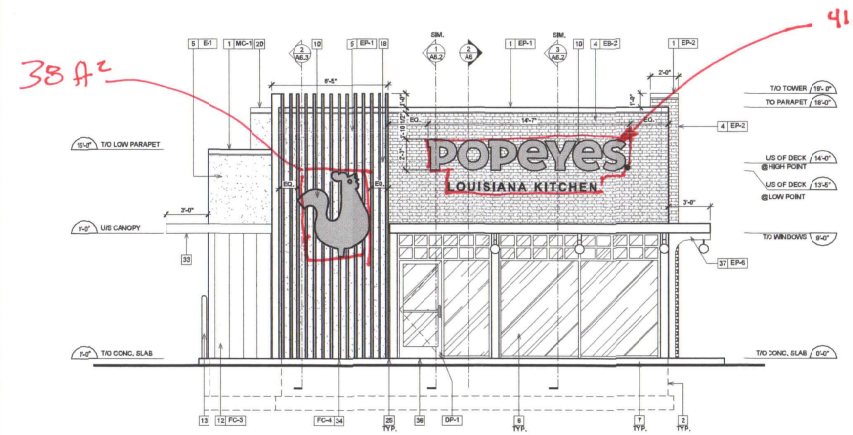
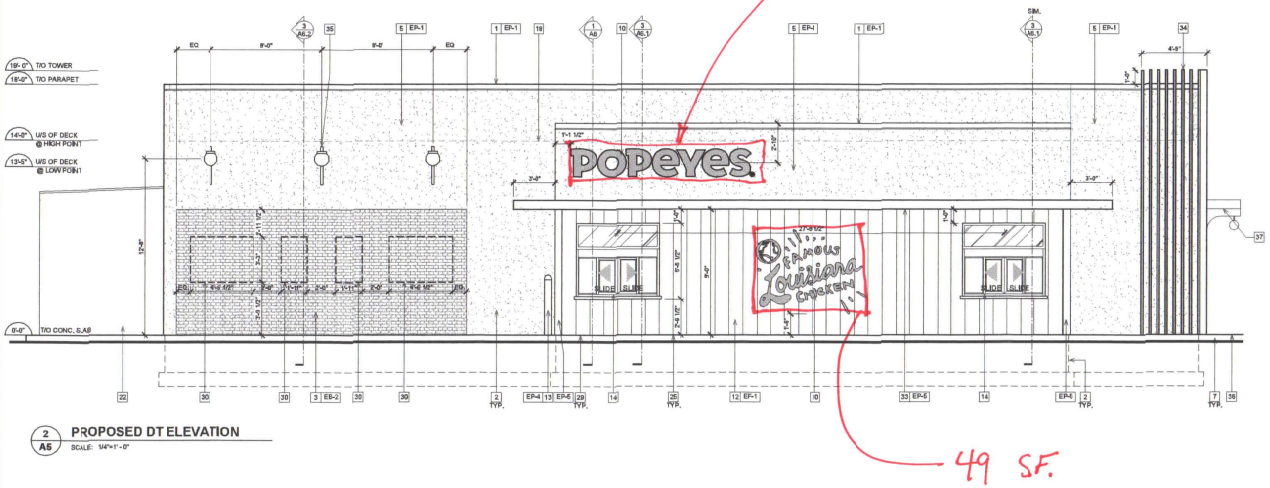
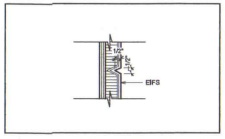


1 A5 PROPOSED FRONT ELEVATION
SCALE: 1/4"=1'-0"



2 A5 PROPOSED DT ELEVATION
SCALE: 1/4"=1'-0"



3 A5 SECTION DETAIL @ TYPICAL EIFS REVEAL
SCALE: 3"=1'-0"

GENERAL NOTES

1. SEALANT / CAULKING AROUND DOOR / WINDOW FRAMES, COLOUR: TO MATCH WINDOW / DOOR FRAMES.
2. THE CONTRACTOR SHALL BECOME FAMILIAR WITH AND FOLLOW ALL DRAWINGS AND SPECIFICATIONS.

SYMBOL LEGEND

1	NOTE REFERENCE REFER TO ELEVATION NOTES
FNH	FINISH TYPE

EXTERIOR ELEVATION NOTES

1. PRE-FINISHED METAL CAP FLASHING C/W DRIP.
2. G.C. TO PROVIDE AND INSTALL DOUBLE LAYER OF REINFORCING MESH TO MIN. 1-2" ABOVE GRADE AT ALL EIFS LOCATIONS (TYP.) IN ORDER TO ATTAIN ABUSE RESISTANCE STUCCO SYSTEM.
3. NICHIHA VINTAGE BRICK, COLOR: ALEXANDRIA BUFF. REFER TO POPEYES MASTER SCHEDULE.
4. NICHIHA VINTAGE BRICK, COLOR: WHITE WASH. REFER TO POPEYES MASTER SCHEDULE.
5. EIFS. REFER TO POPEYES MASTER SCHEDULE.
6. PRE-FINISHED 'BLACK ANODIZED' ALUMINUM STOREFRONT SYSTEM WITH INSULATED GLAZING.
7. EXPOSED FOUNDATION TO BE PARGED AND FREE OF IMPERFECTIONS.
8. GAS UTILITY METER.
9. REFER TO STRUCTURAL DRAWINGS FOR FOUNDATION WALL AND FOOTING DETAILS.
10. INTERNALLY ILLUMINATED BUILDING SIGNAGE PROVIDED AND INSTALLED BY SIGN COMPANY. G.C. TO PROVIDE AND INSTALL 3" EXTERIOR GRADE PRESSURE TREATED PLYWOOD BACKING AND ALL FINAL ELECTRICAL CONNECTION. SIGN MANUFACTURER SHALL OBTAIN STRUCTURALLY SEALED DRAWINGS AND SIGNAGE PERMITS FROM THE CITY BASED ON LOCAL REQUIREMENTS. G.C. SHALL VERIFY ACTUAL LOCATION & SIZE OF SIGNS WITH SIGN MANUFACTURERS APPROVED DRAWINGS AND COORDINATE LOCATIONS OF BLOCKING AND UTILITIES. G.C. TO COORDINATE WITH SIGN INSTALLER TO USE VHM DRILL BIT WHILE DRILLING FOR ELECTRICAL FEED LINES AND SIGNAGE FASTENERS. ALL ELEMENTS PROVIDED BY SIGNAGE FABRICATOR TO BE REVIEWED AND APPROVED BY POPEYES PRIOR TO PRODUCTION
11. NON-ILLUMINATED BUILDING SIGNAGE PROVIDED AND INSTALLED BY SIGN COMPANY. G.C. TO PROVIDE AND INSTALL 3" EXTERIOR GRADE PRESSURE TREATED PLYWOOD BACKING. SIGN MANUFACTURER SHALL OBTAIN STRUCTURALLY SEALED DRAWINGS AND SIGNAGE PERMITS FROM THE CITY BASED ON LOCAL REQUIREMENTS. G.C. SHALL VERIFY ACTUAL LOCATION & SIZE OF SIGNS WITH SIGN MANUFACTURERS APPROVED DRAWINGS AND COORDINATE LOCATIONS OF BLOCKING AND UTILITIES. G.C. TO COORDINATE WITH SIGN INSTALLER TO USE VHM DRILL BIT WHILE DRILLING FOR ELECTRICAL FEED LINES AND SIGNAGE FASTENERS. ALL ELEMENTS PROVIDED BY SIGNAGE FABRICATOR TO BE REVIEWED AND APPROVED BY POPEYES PRIOR TO PRODUCTION
12. NICHIHA VINTAGE WOOD, COLOR: CEDAR. REFER TO POPEYES MASTER ECHEDULE.
13. PROVIDE & INSTALL 6" DIAMETER STEEL PIPE BOLLARD TOP AT 4'-6" A.F.F. G.C. TO PAINT "SAFETY YELLOW". REFER TO POPEYES MASTER SCHEDULE.
14. DRIVE-THRU WINDOW. REFER TO DRIVE-THRU WINDOW SCHEDULE ON SHEET #11.
15. N/A.
16. PRE-FINISHED GALVANIZED STEEL DOWNSPOUT & COLLECTOR BOX. G.C. TO COORDINATE WITH CIVIL ENGINEERS TO CONFIRM IF DOWNSPOUTS ARE SPLASHING ON CONCRETE PAD OR TIED TO THE STORM SEWER LINE. REFER TO MECHANICAL DRAWINGS.
17. N/A.
18. DASHED LINE INDICATES T/O OF ROOF BEHIND PARAPET.
19. C/T CABINET AND METER.
20. LINE OF PARAPET WALLS BEYOND.
21. GENERAL PURPOSE EXTERIOR LIGHTING FIXTURES.
22. WALK-IN COOLER/FREEZER FINISH TO BE COMPLETED BY MANUFACTURER.
23. N/A.
24. PRE-FINISHED GALVANIZED STEEL DOWNSPOUT & COLLECTOR BOX. G.C. TO COORDINATE CIVIL ENGINEERS TO CONFIRM IF DOWNSPOUTS ARE SPLASHING ON CONCRETE PAD OR TIED TO THE STORM SEWER LINE. REFER TO MECHANICAL DRAWINGS.
25. ALL BASE FLASHING TO MATCH ADJACENT MATERIAL COLORS.
26. HOSE BB. G.C. TO PAINT, COLOUR TO MATCH ADJACENT STUCCO. COORDINATE EXACT LOCATION WITH G.C. REFER TO MECHANICAL DRAWINGS.
27. ½" X ½" REVEAL LINE IN STUCCO FINISH. REFER TO DETAIL 3/A5.
28. DECORATIVE PANELS SUPPLY AND INSTALL BY SIGN COMPANY.
29. G.C. TO PROVIDE CONCRETE CURB ALONG DRIVE-THRU LANE. CURB TO PROJECT 8" FROM FACE OF PANELS AND LENGTH OF CURB IS EXTENT OF FEATURE WALL.
30. MURAL GRAPHIC SUPPLY AND INSTALL BY SIGN COMPANY.
31. REAR ERT DOOR TO BE PAINT WHITE.
32. WALL SCONCE SUPPLY AND INSTALL BY SIGN COMPANY.
33. PRE-FABRICATED CANOPIES W/ PRE-WIRED RECESSED LIGHTS ABOVE DRIVE-THRU SUPPLY BY SIGN COMPANY AND INSTALL BY G.C. ALL CANOPIES IN WALL SUPPORT BY G.C. REFER TO STRUCTURAL DRAWINGS.
34. VERTICAL SIMULATED WOOD SLATS. REFER TO POPEYES MASTER SCHEDULE.
35. WALL SCONCE LIGHTING. REFER TO ELECTRICAL SCHEDULE.
36. CONCRETE SIDEWALK (BY G.C). REFER TO SITE PLAN.
37. HORIZONTAL WOOD GRAIN ENTRANCE CANOPY W/ TEAL VERTICAL & HORIZONTAL SUPPORTS SUPPLY BY SIGN COMPANY AND INSTALL BY G.C. PRE-WIRED LED LIGHT GLOBE FIXTURE.

ISSUE TABLE

No.	Date (mm/dd/yy)	Description
01	10-27-21	2124 PROTOTYPE DOCUMENTS
02	12-15-21	2124 PROTOTYPE DOCUMENTS

REVISIONS

No.	Date	Description

DRAWINGS REVISED AS PER DESIGN BULLETIN

No.	Date	Description

PROJECT NORTH

THIS DRAWING IS OWNED BY OR LICENSED FOR USE BY POPEYES LOUISIANA KITCHEN LLC ITS AFFILIATES OR RELATED COMPANIES AND MAY NOT BE REPRODUCED, VIRED, DOWNLOADED, DISSEMINATED, PUBLISHED OR TRANSFERRED IN ANY FORM OR MEDIUM EXCEPT WITH PRIOR WRITTEN CONSENT OF POPEYES LOUISIANA KITCHEN. COPYRIGHT INFRINGEMENT IS A VIOLATION OF FEDERAL LAW SUBJECT TO CRIMINAL AND CIVIL PENALTIES.

THE CONTRACTOR IS TO VERIFY ALL DIMENSIONS AND CONDITIONS ON THIS PROJECT AND TO REPORT ANY DISCREPANCIES TO THE POPEYES LOUISIANA KITCHEN REPRESENTATIVE PRIOR TO COMMENCING WORK. THESE DRAWINGS ARE NOT TO BE USED FOR CONSTRUCTION PURPOSES UNLESS INDICATED BY POPEYES LOUISIANA KITCHEN AS "ISSUED FOR CONSTRUCTION".

DESIGN GUIDELINE ONLY - NOT FOR PERMIT OR CONSTRUCTION

THESE DOCUMENTS MUST BE COMPLETED AND / OR MODIFIED BY A LICENSED ARCHITECT AND ENGINEER TO CONFORM TO ALL APPLICABLE CODES, AND SPECIFIC SITE CONDITIONS. THERE IS NO WARRANTY, WHETHER IMPLIED OR EXPRESSED THAT THESE DOCUMENTS MEET THE APPLICABLE CODE REQUIREMENTS. LIABILITY FOR THE DESIGN AND ANY USE OF THE DOCUMENTS IS THE SOLE RESPONSIBILITY OF THE ARCHITECT AND ENGINEER OF RECORD.

Company Logo

Project

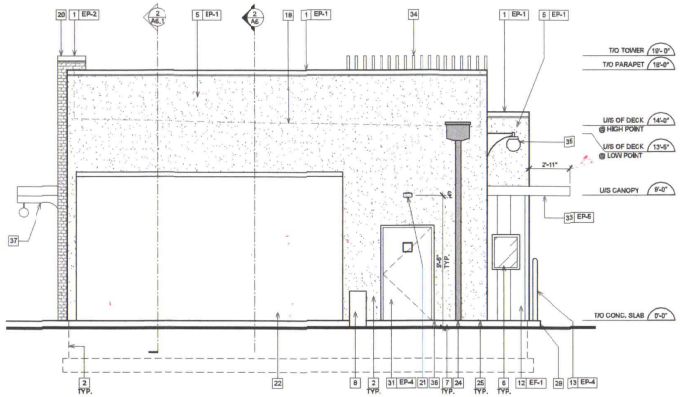
Store Type: US 2124 PROTOTYPE 2124-21

Location: PROTOTYPE 2124 (U.S.) CITY, STATE

Drawing Title: EXTERIOR ELEVATIONS

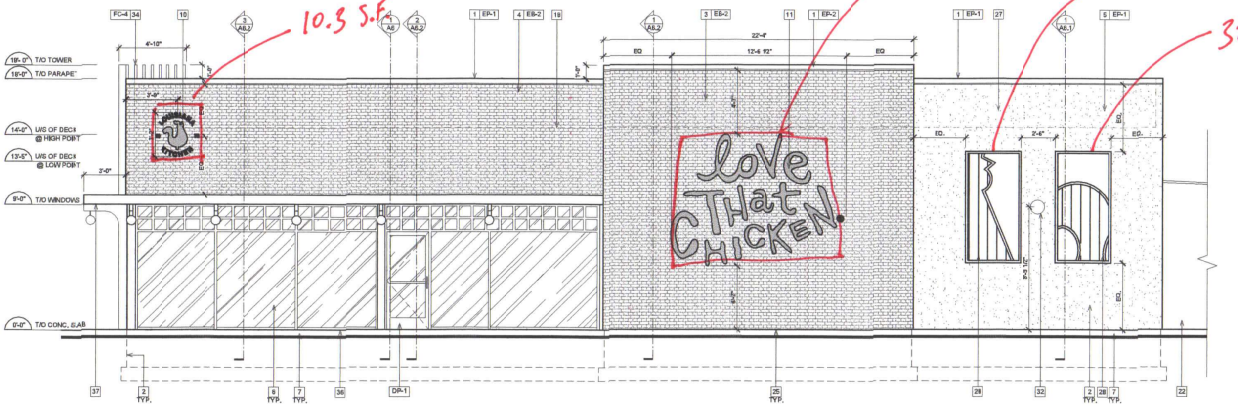
Drawn	Checked
XX	XX
Scale	**Date**
1/4"=1'-0"	DEC 2021
Project No.	**Drawing No.**
XX	A5

POPEYES LOUISIANA KITCHEN MODEL 2124, ADDRESS, CITY, STATE: 2124 PROTOTYPE DOCUMENTS (DEC 15, 2021) STORE NO.: XXXXX



1 PROPOSED REAR ELEVATION

SCALE: 1/8"=1' - 0"



2 PROPOSED SIDE ELEVATION

SCALE: 1/4"=1' - 0"

EXTERIOR ELEVATION NOTES

1. PRE-FINISHED METAL CAP FLASHING W/ DRIP.
2. G.C TO PROVIDE AND INSTALL DOUBLE LAYER OF REINFORCING MESH TO MIN. 2-0" ABOVE GRADE AT ALL EFS LOCATIONS (TYP.) IN ORDER TO ATTAIN ABUSE RESISTANCE STUCCO SYSTEM.
3. NICHIHA 'INTAGEBRICK, COLOR: ALEJANDRA BUFF. REFER TO POPEYES MASTER SCHEDULE.
4. NICHIHA 'INTAGEBRICK, COLOR: WHITE WASH. REFER TO POPEYES MASTER SCHEDULE.
5. EIFS. REFER TO POPEYES MASTER SCHEDULE.
6. PRE-FINISHED 'BLACK ANODIZED' ALUMINUM STOREFRONT SYSTEM WITH INSULATED GLAZING.
7. EXPOSED FOUNDATION TO BE PARGED AND FREE OF IMPERFECTIONS.
8. GAS UTILITY METER.
9. REFER TO STRUCTURAL DRAWINGS FOR FOUNDATION WALL AND FOOTING DETAILS.
10. INTERNALLY ILLUMINATED BUILDING SIGNAGE PROVIDED AND INSTALLED BY SIGN COMPANY. G.C TO PROVIDE AND INSTALL ¾" EXTERIOR GRADE PRESSURE TREATED PLYWOOD BACKING AND ALL FINAL ELECTRICAL CONNECTION. SIGN MANUFACTURER SHALL OBTAIN STRUCTURALLY SEALED DRAWINGS AND SIGNAGE PERMITS FROM THE CITY BASED ON LOCAL REQUIREMENTS. G.C SHALL VERIFY ACTUAL LOCATION & SIZE OF SIGNS WITH SIGN MANUFACTURER'S APPROVED DRAWINGS AND COORDINATE LOCATIONS OF BLOCKING AND UTILITIES. G.C TO COORDINATE WITH SIGN INSTALLER TO USE VHM DRILL BIT WHILE DRILLING FOR ELECTRICAL FEED LINES AND SIGNAGE FASTENERS. ALL ELEMENTS PROVIDED BY SIGNAGE FABRICATOR TO BE REVIEWED AND APPROVED BY POPEYES PRIOR TO PRODUCTION
11. NON-ILLUMINATED BUILDING SIGNAGE PROVIDED AND INSTALLED BY SIGN COMPANY. G.C TO PROVIDE AND INSTALL ¾" EXTERIOR GRADE PRESSURE TREATED PLYWOOD BACKING. SIGN MANUFACTURER SHALL OBTAIN STRUCTURALLY SEALED DRAWINGS AND SIGNAGE PERMITS FROM THE CITY BASED ON LOCAL REQUIREMENTS. G.C SHALL VERIFY ACTUAL LOCATION & SIZE OF SIGNS WITH SIGN MANUFACTURER'S APPROVED DRAWINGS AND COORDINATE LOCATIONS OF BLOCKING AND UTILITIES. G.C TO COORDINATE WITH SIGN INSTALLER TO USE VHM DRILL BIT WHILE DRILLING FOR ELECTRICAL FEED LINES AND SIGNAGE FASTENERS. ALL ELEMENTS PROVIDED BY SIGNAGE FABRICATOR TO BE REVIEWED AND APPROVED BY POPEYES PRIOR TO PRODUCTION
12. NICHIHA 'INTAGE WOOD, COLOR: CEDAR. REFER TO POPEYES MASTER SCHEDULE.
13. PROVIDE 6 INSTALL 6" DIAMETER STEEL PIPE BOLLARD TOP AT 4'-0" A.F.F. G.C. TO PAINT "SAFETY YELLOW". REFER TO POPEYES MASTER SCHEDULE.
14. DRIVE-THRU WINDOW. REFER TO DRIVE-THRU WINDOW SCHEDULE ON SHEET A-1.
15. N/A.
16. PRE-FINISHED GALVANIZED STEEL, DOWNSPOUT & COLLECTOR BOX. G.C. TO COORDINATE WITH CIVIL ENGINEERS TO CONFIRM IF DOWNSPOUTS ARE SPLASHING ON CONCRETE PAD OR TIED TO THE STORM SEWER LINE. REFER TO MECHANICAL DRAWINGS.
17. N/A.
18. DASHED LINE INDICATES T/O OF ROOF BEHIND PARAPET.
19. C/T CABINET AND METER.
20. LINE OF PARAPET WALLS BEYOND.
21. GENERAL PURPOSE EXTERIOR LIGHTING FIXTURES.
22. WALK-IN COOLER/FREEZER FINISH TO BE COMPLETED BY MANUFACTURER.
23. N/A.
24. PRE-FINISHED GALVANIZED STEEL, DOWNSPOUT & COLLECTOR BOX. G.C. TO COORDINATE CIVIL ENGINEERS TO CONFIRM IF DOWNSPOUTS ARE SPLASHING ON CONCRETE PAD OR TIED TO THE STORM SEWER LINE. REFER TO MECHANICAL DRAWINGS.
25. ALL BASE FLASHING TO MATCH ADJACENT MATERIAL COLORS.
26. HOSE BIB. G.C. TO PAINT, COLOUR TO MATCH ADJACENT STUCCO. COORDINATE EXACT LOCATION WITH G.C. REFER TO MECHANICAL DRAWINGS.
27. ½" X ½" REVEAL LINE IN STUCCO FINISH. REFER TO DETAIL 3/A5.
28. DECORATIVE PANELS SUPPLY AND INSTALL BY SIGN COMPANY.
29. G.C TO PROVIDE CONCRETE CURB ALONG DRIVE-THRU LANE. CURB TO PROJECT 8" FROM FACE OF PANELS AND LENGTH OF CURB IS EXTENT OF FEATURE WALL.
30. MURAL GRAPHIC SUPPLY AND INSTAL. BY SIGN COMPANY.
31. REAR EXIT DOOR TO BE PAINT WHITE
32. WALL SCONCE SUPPLY AND INSTALL BY SIGN COMPANY.
33. PRE-FABRICATED CANOPIES W/ PRE-WIRED RECESSED LIGHTS ABOVE DRIVE-THRU SUPPLY BY SIGN COMPANY AND INSTALL BY G.C. ALL CANOPIES IN WALL SUPPORT BY G.C. REFER TO STRUCTURAL DRAWINGS.
34. VERTICAL SIMULATED WOOD SLATS. REFER TO POPEYES MASTER SCHEDULE.
35. WALL SCONCE LIGHTING. REFER TO ELECTRICAL SCHEDULE.
36. CONCRETE SIDEWALK (BY G.C). REFER TO SITE PLAN.
37. HORIZONTAL WOOD GRAIN ENTRANCE CANOPY W/ TEAL VERTICAL & HORIZONTAL SUPPORTS SUPPLY BY SIGN COMPANY AND INSTALL BY G.C. PRE-WIRED LED LIGHT GLOBE FIXTURE.

GENERAL NOTES

1. SEALANT / CAULKING AROUND DOOR / WINDOW FRAMES. COLOUR: TO MATCH WINDOW / DOOR FRAMES.
2. THE CONTRACTOR SHALL BECOME FAMILIAR WITH AND FOLLOW ALL DRAWINGS AND SPECIFICATIONS.

SYMBOL LEGEND

1	NOTE REFERENCE REFER TO ELEVATION NOTES
FN#	FINISH TYPE

ISSUE TABLE

No.	Date (mm/dd/yy)	Description
01	10-27-21	2124 PROTOTYPE DOCUMENTS
02	12-15-21	2124 PROTOTYPE DOCUMENTS

REVISIONS

No.	Date	Description

DRAWINGS REVISED AS PER DESIGN BULLETIN

No.	Date	Description

PROJECT NORTH

THIS DRAWING IS OWNED BY OR LICENSED FOR USE BY POPEYES LOUISIANA KITCHEN (OR ITS AFFILIATES) & RELATED COMPANIES AND MAY NOT BE USED, COPIED, REPRODUCED, OR DISCLOSED TO ANY PERSON OR ENTITY TRANSFERRED IN ANY FORM OR BY ANY MEANS EXCEPT WITH THE PRIOR WRITTEN CONSENT OF POPEYES LOUISIANA KITCHEN . COPYRIGHT INFRINGEMENT IS A VIOLATION OF FEDERAL LAW SUBJECT TO CRIMINAL AND CIVIL PENALTIES.

THE CONTRACTOR IS TO VERIFY ALL DIMENSIONS AND CONDITIONS ON THE PROJECT AND TO REPORT ANY DISCREPANCIES TO THE POPEYES LOUISIANA KITCHEN REPRESENTATIVE PRIOR TO COMMENCING WORK. THESE DRAWINGS ARE NOT TO BE USED FOR CONSTRUCTION PURPOSES UNLESS INDICATED BY POPEYES LOUISIANA KITCHEN AS "ISSUED FOR CONSTRUCTION".

DESIGN GUIDELINE ONLY - NOT FOR PERMIT OR CONSTRUCTION

THESE DOCUMENTS MUST BE COMPLETED AND / OR MODIFIED BY A LICENSED ARCHITECT AND ENGINEER TO CONFORM TO ALL APPLICABLE CODES, AND SPECIFIC SITE CONDITIONS. THERE IS NO WARRANTY, WHETHER IMPLIED OR EXPRESSED THAT THESE DOCUMENTS MEET THE APPLICABLE CODE REQUIREMENTS. LIABILITY FOR THE DESIGN AND ANY USE OF THE DOCUMENTS IS THE SOLE RESPONSIBILITY OF THE ARCHITECT AND ENGINEER OF RECORD.

Company Logo

Project

Popeyes

Store Type: US 2124 PROTOTYPE 2124-21

Location: PROTOTYPE 2124 (U.S.) CITY, STATE

Drawing Title: EXTERIOR ELEVATIONS

Drawn	Checked
XX	XX
Scale: 1/4"=1'-0"	Date: DEC 2021
Project No.: XX	Drawing No.: A5.1

POPEYES LOUISIANA KITCHEN MODEL 2124, ADDRESS, CITY, STATE: 2124 PROTOTYPE DOCUMENTS (DEC 15, 2021) STORE NO. XXXXX